

2023 Annual Agency Profile - Thurston Regional Planning Council (NTD ID 00285)

Mailing Address: 2411 CHANDLER CT SW
OLYMPIA, WA

Website: <https://www.trpc.org/325/Rural-Transit>

Service Consumed

Annual Unlinked Trips (UPT) 21,657

Service Supplied

Annual Vehicle Revenue Miles (VRM) 247,476

Annual Vehicle Revenue Hours (VRH) 8,466

Vehicles Operated in Maximum Service (VOMS) 6

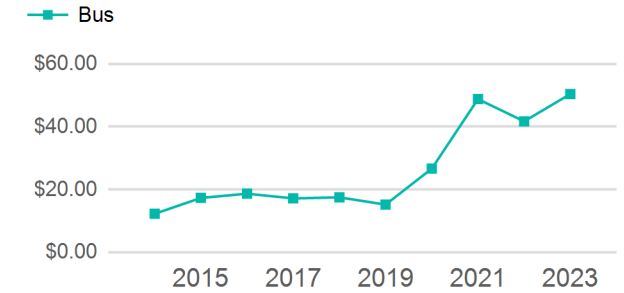
Assets

Revenue Vehicles 6

Service Vehicles

Facilities

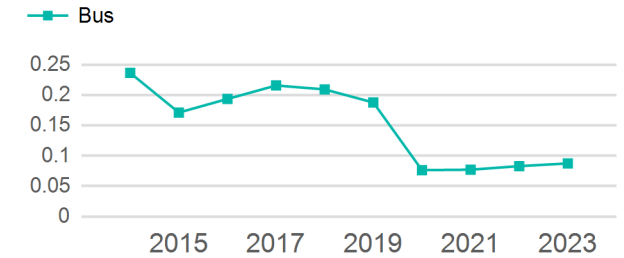
Operating Expenses per Vehicle Revenue Mile



Modal Characteristics

Mode	Annual Unlinked Passenger Trips	Directly Operated VOMS	Purchased Transportation VOMS	Annual Vehicle Revenue Miles	Annual Vehicle Revenue Hours
Bus	21,657	0	6	247,476	8,466
Total	21,657	0	6	247,476	8,466

Unlinked Passenger Trip per Vehicle Revenue Mile



Mode	Service Efficiency		Service Effectiveness		
	OE per VRM	OE per VRH	UPT per VRM	UPT per VRH	OE per UPT
Bus	\$4.41	\$128.94	0.1	2.6	\$50.40
Total	\$4.41	\$128.94	0.1	2.6	\$50.40

2023 Annual Agency Profile - Thurston Regional Planning Council (NTD ID 00285)

2023 Funding Breakdown

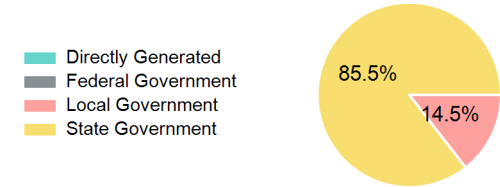
Summary of Operating Expenses (OE)

Mode	Operating Expenses	Fare Revenues
Bus	\$1,091,616	\$0
Total	\$1,091,616	\$0

Sources of Operating Funds Expended

Directly Generated	\$0
Federal Government	\$0
Local Government	\$157,808
State Government	\$933,808
Total Operating Funds Expended	\$1,091,616

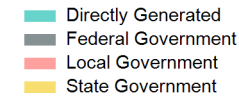
Operating Funding Sources



Capital Funding Sources

Sources of Capital Funds Expended

Directly Generated	\$0
Federal Government	\$0
Local Government	\$0
State Government	\$0
Total Capital Funds Expended	\$0



2023 Asset Management

Transit Asset Management (TAM) Tier Tier II

TAM Sponsor NTD ID

Metrics

Mode	Average Fleet Age in Years
Bus	6.0