

2023 Annual Agency Profile - People for People Moses Lake (NTD ID 00287)

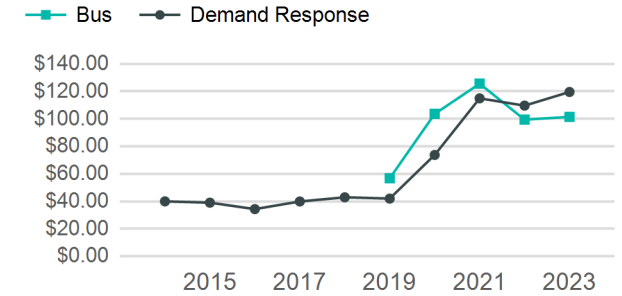
Mailing Address: 302 W LINCOLN AVE
YAKIMA, WA

Website: <https://www.mypfp.org/services/transportation/>

Service Consumed

Annual Unlinked Trips (UPT) 18,204

Operating Expenses per Vehicle Revenue Mile



Assets

Revenue Vehicles 44
Service Vehicles
Facilities

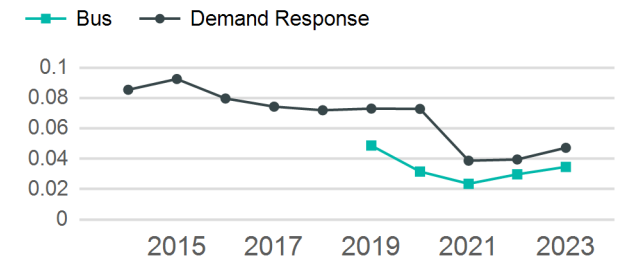
Service Supplied

Annual Vehicle Revenue Miles (VRM) 468,237
Annual Vehicle Revenue Hours (VRH) 24,226
Vehicles Operated in Maximum Service (VOMS) 25

Modal Characteristics

Mode	Annual Unlinked Passenger Trips	Directly Operated VOMS	Purchased Transportation VOMS	Annual Vehicle Revenue Miles	Annual Vehicle Revenue Hours
Bus	10,838	8	0	312,412	13,670
Demand Response	7,366	17	0	155,825	10,556
Total	18,204	25	0	468,237	24,226

Unlinked Passenger Trip per Vehicle Revenue Mile



Metrics

Service Efficiency

Service Effectiveness

Mode	OE per VRM	OE per VRH	UPT per VRM	UPT per VRH	OE per UPT
Bus	\$3.52	\$80.44	0.0	0.8	\$101.46
Demand Response	\$5.65	\$83.44	0.0	0.7	\$119.58
Total	\$4.23	\$81.75	0.0	0.8	\$108.79

2023 Annual Agency Profile - People for People Moses Lake (NTD ID 00287)

2023 Funding Breakdown

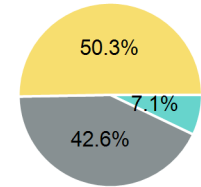
Summary of Operating Expenses (OE)

Mode	Operating Expenses	Fare Revenues
Bus	\$1,099,629	\$0
Demand Response	\$880,812	\$0
Total	\$1,980,441	\$0

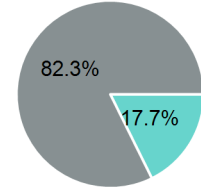
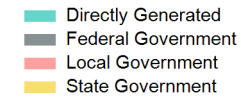
Sources of Operating Funds Expended

Directly Generated	\$139,968
Federal Government	\$844,635
Local Government	\$0
State Government	\$995,838
Total Operating Funds Expended	\$1,980,441

Operating Funding Sources



Capital Funding Sources



Sources of Capital Funds Expended

Directly Generated	\$28,045
Federal Government	\$130,549
Local Government	\$0
State Government	\$0
Total Capital Funds Expended	\$158,594

2023 Asset Management

Transit Asset Management (TAM) Tier Tier II

TAM Sponsor NTD ID

Metrics

Mode	Average Fleet Age in Years
Bus	5.6
Demand Response	5.1