

2023 Annual Agency Profile - City of Cottage Grove (NTD ID 00290)

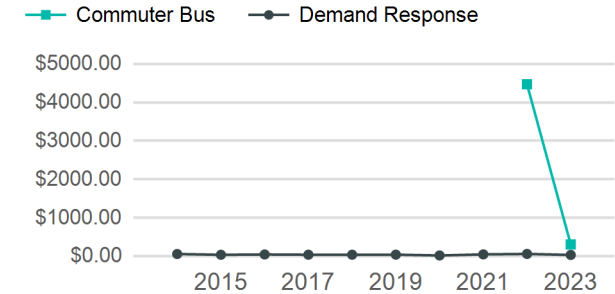
Mailing Address: 1450 BIRCH AVE
COTTAGE GROVE, OR

Website: <http://www.southlanetransit.com/>

Service Consumed

Annual Unlinked Trips (UPT) 19,365

Operating Expenses per Vehicle Revenue Mile



Assets

Revenue Vehicles 8
Service Vehicles
Facilities

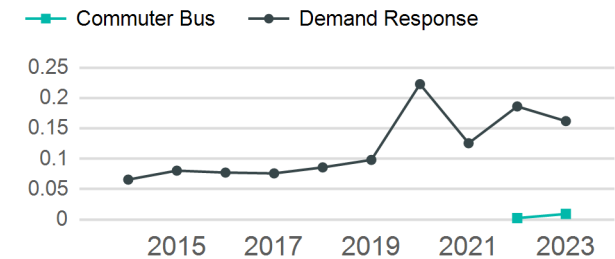
Service Supplied

Annual Vehicle Revenue Miles (VRM) 160,904
Annual Vehicle Revenue Hours (VRH) 9,657
Vehicles Operated in Maximum Service (VOMS) 7

Modal Characteristics

Mode	Annual Unlinked Passenger Trips	Directly Operated VOMS	Purchased Transportation VOMS	Annual Vehicle Revenue Miles	Annual Vehicle Revenue Hours
Demand Response	18,960	0	6	116,966	8,552
Commuter Bus	405	1	0	43,938	1,105
Total	19,365	1	6	160,904	9,657

Unlinked Passenger Trip per Vehicle Revenue Mile



Metrics

Service Efficiency

Service Effectiveness

Mode	OE per VRM	OE per VRH	UPT per VRM	UPT per VRH	OE per UPT
Demand Response	\$6.19	\$84.70	0.2	2.2	\$38.20
Commuter Bus	\$2.84	\$112.86	0.0	0.4	\$307.94
Total	\$5.28	\$87.92	0.1	2.0	\$43.84

2023 Annual Agency Profile - City of Cottage Grove (NTD ID 00290)

2023 Funding Breakdown

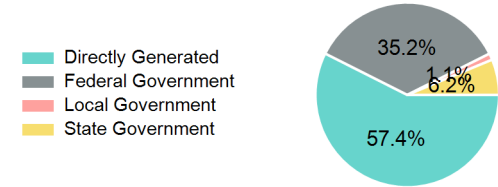
Summary of Operating Expenses (OE)

Mode	Operating Expenses	Fare Revenues
Demand Response	\$724,318	\$0
Commuter Bus	\$124,715	\$0
Total	\$849,033	\$0

Sources of Operating Funds Expended

Directly Generated	\$487,273
Federal Government	\$299,257
Local Government	\$9,634
State Government	\$52,869
Total Operating Funds Expended	\$849,033

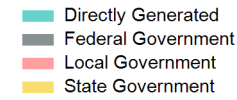
Operating Funding Sources



Capital Funding Sources

Sources of Capital Funds Expended

Directly Generated	\$0
Federal Government	\$0
Local Government	\$0
State Government	\$0
Total Capital Funds Expended	\$0



2023 Asset Management

Transit Asset Management (TAM) Tier: Tier II TAM Sponsor NTD ID: 0R02

Metrics

Mode	Average Fleet Age in Years
Demand Response	0.0
Commuter Bus	14.0