

2023 Annual Agency Profile - Tillamook County Transportation District (NTD ID 00296)

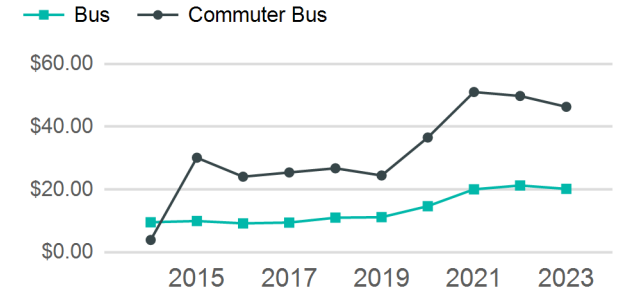
Mailing Address: 3600 3RD ST STE A
TILLAMOOK, OR

Website: <https://nwconnector.org/agencies/tillamook-county-transportation-district/>

Service Consumed

Annual Unlinked Trips (UPT) 121,604

Operating Expenses per Vehicle Revenue Mile



Assets

Revenue Vehicles 36
Service Vehicles 2
Facilities 3

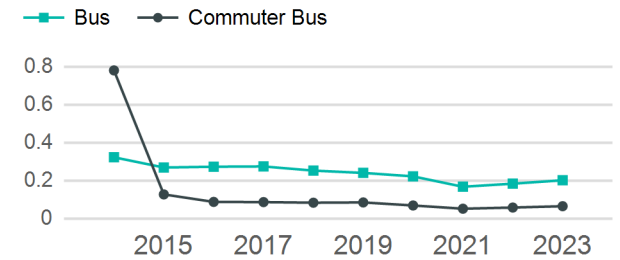
Service Supplied

Annual Vehicle Revenue Miles (VRM) 987,747
Annual Vehicle Revenue Hours (VRH) 38,121
Vehicles Operated in Maximum Service (VOMS) 20

Modal Characteristics

Mode	Annual Unlinked Passenger Trips	Directly Operated VOMS	Purchased Transportation VOMS	Annual Vehicle Revenue Miles	Annual Vehicle Revenue Hours
Bus	83,533	6	0	414,009	17,279
Commuter Bus	21,895	4	0	335,819	9,939
Demand Response	16,176	10	0	237,919	10,903
Total	121,604	20	0	987,747	38,121

Unlinked Passenger Trip per Vehicle Revenue Mile



Metrics

Service Efficiency

Service Effectiveness

Mode	OE per VRM	OE per VRH	UPT per VRM	UPT per VRH	OE per UPT
Bus	\$4.08	\$97.76	0.2	4.8	\$20.22
Commuter Bus	\$3.02	\$102.09	0.1	2.2	\$46.34
Demand Response	\$4.03	\$87.93	0.1	1.5	\$59.27
Total	\$3.71	\$96.08	0.1	3.2	\$30.12

2023 Annual Agency Profile - Tillamook County Transportation District (NTD ID 00296)

2023 Funding Breakdown

Summary of Operating Expenses (OE)

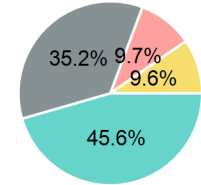
Mode	Operating Expenses	Fare Revenues
Bus	\$1,689,122	\$0
Commuter Bus	\$1,014,645	\$0
Demand Response	\$958,751	\$0
Total	\$3,662,518	\$0

Sources of Operating Funds Expended

Directly Generated	\$1,668,309
Federal Government	\$1,287,549
Local Government	\$355,139
State Government	\$351,521
Total Operating Funds Expended	\$3,662,518

Operating Funding Sources

■ Directly Generated
■ Federal Government
■ Local Government
■ State Government

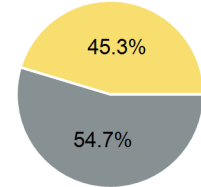


Sources of Capital Funds Expended

Directly Generated	\$0
Federal Government	\$80,757
Local Government	\$0
State Government	\$67,000
Total Capital Funds Expended	\$147,757

Capital Funding Sources

■ Directly Generated
■ Federal Government
■ Local Government
■ State Government



2023 Asset Management

Transit Asset Management (TAM) Tier: Tier II TAM Sponsor NTD ID: 0R02

Metrics

Mode	Average Fleet Age in Years
Bus	5.7
Commuter Bus	6.0
Demand Response	5.1