

# 2023 Annual Agency Profile - Klickitat County Senior Services (NTD ID 00299)

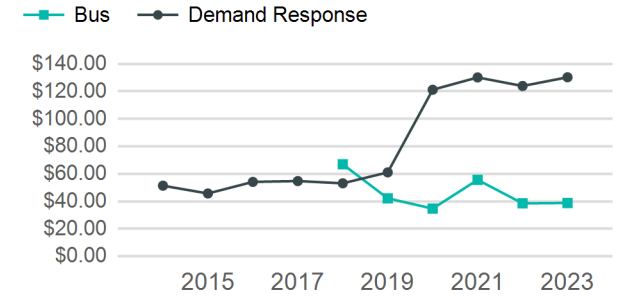
**Mailing Address:** 115 W COURT ST MS 205  
GOLDENDALE, WA

<https://www.klickitatcounty.org/363/Mount-Adams-Transportation-Service-MATS>

## Service Consumed

**Annual Unlinked Trips (UPT)** 18,981

## Operating Expenses per Vehicle Revenue Mile



## Assets

**Revenue Vehicles** 23  
**Service Vehicles**  
**Facilities**

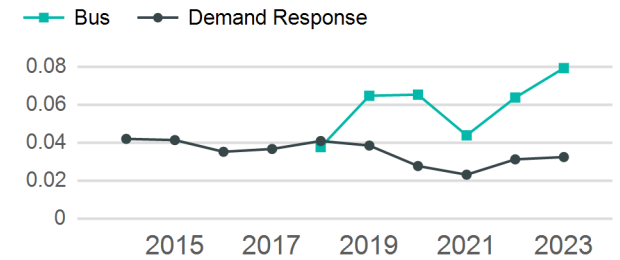
## Service Supplied

**Annual Vehicle Revenue Miles (VRM)** 402,163  
**Annual Vehicle Revenue Hours (VRH)** 17,823  
**Vehicles Operated in Maximum Service (VOMS)** 14

## Modal Characteristics

Mode	Annual Unlinked Passenger Trips	Directly Operated VOMS	Purchased Transportation VOMS	Annual Vehicle Revenue Miles	Annual Vehicle Revenue Hours
Bus	10,059	2	0	126,909	5,565
Demand Response	8,922	12	0	275,254	12,258
<b>Total</b>	<b>18,981</b>	<b>14</b>	<b>0</b>	<b>402,163</b>	<b>17,823</b>

## Unlinked Passenger Trip per Vehicle Revenue Mile



## Metrics

### Service Efficiency

### Service Effectiveness

Mode	OE per VRM	OE per VRH	UPT per VRM	UPT per VRH	OE per UPT
Bus	\$3.08	\$70.25	0.1	1.8	\$38.86
Demand Response	\$4.22	\$94.82	0.0	0.7	\$130.27
<b>Total</b>	<b>\$3.86</b>	<b>\$87.15</b>	<b>0.0</b>	<b>1.1</b>	<b>\$81.83</b>

# 2023 Annual Agency Profile - Klickitat County Senior Services (NTD ID 00299)

## 2023 Funding Breakdown

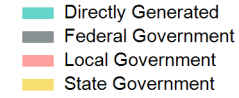
### Summary of Operating Expenses (OE)

Mode	Operating Expenses	Fare Revenues
Bus	\$390,927	\$0
Demand Response	\$1,162,272	\$0
<b>Total</b>	<b>\$1,553,199</b>	<b>\$0</b>

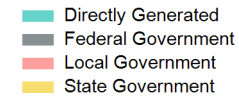
### Sources of Operating Funds Expended

Directly Generated	\$38,254
Federal Government	\$0
Local Government	\$677,727
State Government	\$837,218
<b>Total Operating Funds Expended</b>	<b>\$1,553,199</b>

### Operating Funding Sources



### Capital Funding Sources



### Sources of Capital Funds Expended

Directly Generated	\$0
Federal Government	\$0
Local Government	\$2,026
State Government	\$10,844
<b>Total Capital Funds Expended</b>	<b>\$12,870</b>

## 2023 Asset Management

Transit Asset Management (TAM) Tier Tier II

TAM Sponsor NTD ID

### Metrics

Mode	Average Fleet Age in Years
Bus	5.8
Demand Response	6.3