

2023 Annual Agency Profile - Skamania County Senior Services (NTD ID 00336)

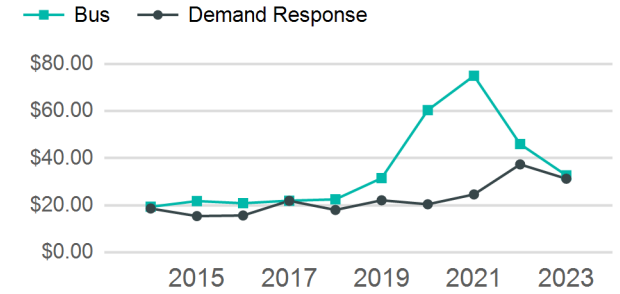
Mailing Address: 240 NW VANCOUVER AVE
STEVENSON, WA

Website: <https://www.skamaniacounty.org/departments-offices/senior-services/services/public-transportation>

Service Consumed

Annual Unlinked Trips (UPT) 24,781

Operating Expenses per Vehicle Revenue Mile



Assets

Revenue Vehicles 13
Service Vehicles
Facilities

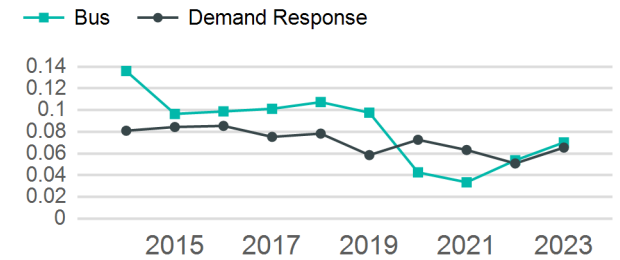
Service Supplied

Annual Vehicle Revenue Miles (VRM) 367,563
Annual Vehicle Revenue Hours (VRH) 15,147
Vehicles Operated in Maximum Service (VOMS) 11

Modal Characteristics

Mode	Annual Unlinked Passenger Trips	Directly Operated VOMS	Purchased Transportation VOMS	Annual Vehicle Revenue Miles	Annual Vehicle Revenue Hours
Demand Response	14,003	8	0	214,000	10,151
Bus	10,778	3	0	153,563	4,996
Total	24,781	11	0	367,563	15,147

Unlinked Passenger Trip per Vehicle Revenue Mile



Metrics

Service Efficiency

Service Effectiveness

Mode	OE per VRM	OE per VRH	UPT per VRM	UPT per VRH	OE per UPT
Demand Response	\$2.05	\$43.15	0.1	1.4	\$31.28
Bus	\$2.29	\$70.54	0.1	2.2	\$32.70
Total	\$2.15	\$52.19	0.1	1.6	\$31.90

2023 Annual Agency Profile - Skamania County Senior Services (NTD ID 00336)

2023 Funding Breakdown

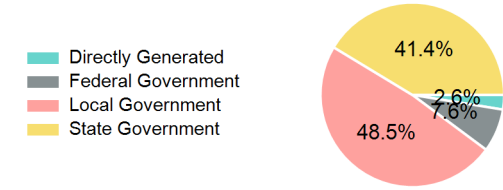
Summary of Operating Expenses (OE)

Mode	Operating Expenses	Fare Revenues
Demand Response	\$438,062	\$0
Bus	\$352,413	\$0
Total	\$790,475	\$0

Sources of Operating Funds Expended

Directly Generated	\$20,169
Federal Government	\$59,879
Local Government	\$383,327
State Government	\$327,100
Total Operating Funds Expended	\$790,475


Operating Funding Sources



Sources of Capital Funds Expended

Directly Generated	\$0
Federal Government	\$0
Local Government	\$14,778
State Government	\$59,111
Total Capital Funds Expended	\$73,889

Capital Funding Sources



Transit Asset Management (TAM) Tier Tier II

2023 Asset Management

TAM Sponsor NTD ID

Metrics

Mode	Average Fleet Age in Years
Demand Response	9.9
Bus	6.0