

2023 Annual Agency Profile - Senior Citizens of Kodiak, Inc. (NTD ID 00340)

Mailing Address: 302 ERSKINE AVE
KODIAK, AK

Website: <http://www.kodiakseniorcenter.org>

Service Consumed

Annual Unlinked Trips (UPT) 12,996

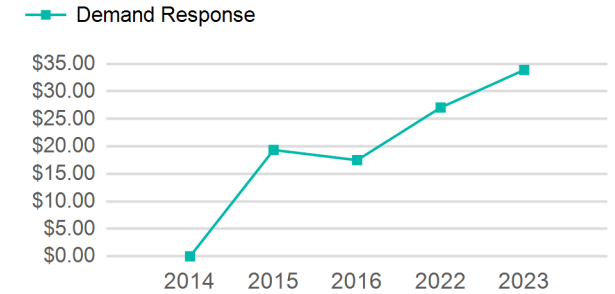
Assets

Revenue Vehicles 2
Service Vehicles
Facilities

Service Supplied

Annual Vehicle Revenue Miles (VRM) 38,833
Annual Vehicle Revenue Hours (VRH) 3,653
Vehicles Operated in Maximum Service (VOMS) 2

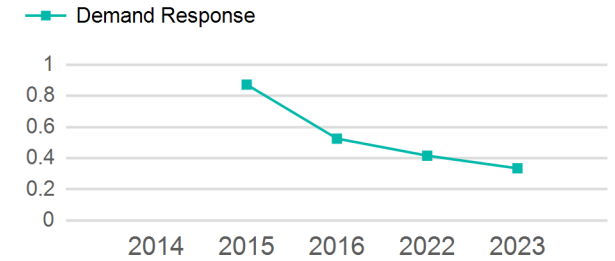
Operating Expenses per Vehicle Revenue Mile



Modal Characteristics

Mode	Annual Unlinked Passenger Trips	Directly Operated VOMS	Purchased Transportation VOMS	Annual Vehicle Revenue Miles	Annual Vehicle Revenue Hours
Demand Response	12,996	2	0	38,833	3,653
Total	12,996	2	0	38,833	3,653

Unlinked Passenger Trip per Vehicle Revenue Mile



Mode	Service Efficiency		Service Effectiveness		
	OE per VRM	OE per VRH	UPT per VRM	UPT per VRH	OE per UPT
Demand Response	\$11.35	\$120.60	0.3	3.6	\$33.90
Total	\$11.35	\$120.60	0.3	3.6	\$33.90

2023 Annual Agency Profile - Senior Citizens of Kodiak, Inc. (NTD ID 00340)

2023 Funding Breakdown

Summary of Operating Expenses (OE)

Mode	Operating Expenses	Fare Revenues
Demand Response	\$440,569	\$0
Total	\$440,569	\$0

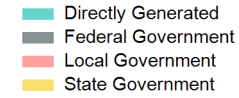
Sources of Operating Funds Expended

Directly Generated	\$20,316
Federal Government	\$420,253
Local Government	\$0
State Government	\$0
Total Operating Funds Expended	\$440,569

Operating Funding Sources



Capital Funding Sources



Sources of Capital Funds Expended

Directly Generated	\$0
Federal Government	\$0
Local Government	\$0
State Government	\$0
Total Capital Funds Expended	\$0

2023 Asset Management

Transit Asset Management (TAM) Tier: Tier II TAM Sponsor NTD ID: 0R04

Metrics

Mode	Average Fleet Age in Years
Demand Response	6.5