

2023 Annual Agency Profile - Selkirks-Pend Oreille Transit Authority (NTD ID 00341)

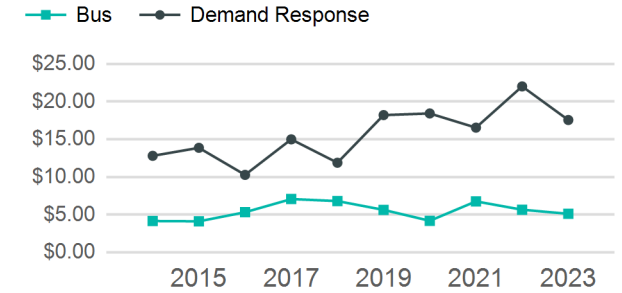
Mailing Address: 699 LAKESHORE AVE
DOVER, ID

Website: <http://www.spotbus.org/>

Service Consumed

Annual Unlinked Trips (UPT) 161,462

Operating Expenses per Vehicle Revenue Mile



Assets

Revenue Vehicles 12
Service Vehicles
Facilities

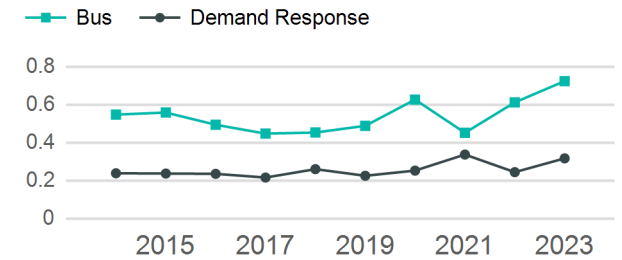
Service Supplied

Annual Vehicle Revenue Miles (VRM) 246,419
Annual Vehicle Revenue Hours (VRH) 16,479
Vehicles Operated in Maximum Service (VOMS) 9

Modal Characteristics

Mode	Annual Unlinked Passenger Trips	Directly Operated VOMS	Purchased Transportation VOMS	Annual Vehicle Revenue Miles	Annual Vehicle Revenue Hours
Bus	148,218	5	0	204,673	12,123
Demand Response	13,244	4	0	41,746	4,356
Total	161,462	9	0	246,419	16,479

Unlinked Passenger Trip per Vehicle Revenue Mile



Metrics

Service Efficiency

Service Effectiveness

Mode	OE per VRM	OE per VRH	UPT per VRM	UPT per VRH	OE per UPT
Bus	\$3.71	\$62.64	0.7	12.2	\$5.12
Demand Response	\$5.57	\$53.39	0.3	3.0	\$17.56
Total	\$4.03	\$60.19	0.7	9.8	\$6.14

2023 Annual Agency Profile - Selkirks-Pend Oreille Transit Authority (NTD ID 00341)

2023 Funding Breakdown

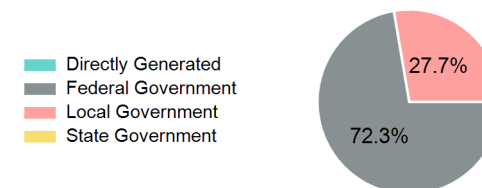
Summary of Operating Expenses (OE)

Mode	Operating Expenses	Fare Revenues
Bus	\$759,335	\$0
Demand Response	\$232,550	\$0
Total	\$991,885	\$0

Sources of Operating Funds Expended

Directly Generated	\$0
Federal Government	\$717,244
Local Government	\$274,641
State Government	\$0
Total Operating Funds Expended	\$991,885

Operating Funding Sources



Capital Funding Sources

Sources of Capital Funds Expended

Directly Generated	\$0
Federal Government	\$0
Local Government	\$0
State Government	\$0
Total Capital Funds Expended	\$0



2023 Asset Management

Transit Asset Management (TAM) Tier: Tier II TAM Sponsor NTD ID: 0R01

Metrics

Mode	Average Fleet Age in Years
Bus	5.1
Demand Response	11.3