

# 2023 Annual Agency Profile - Glacier Valley Transit (NTD ID 00345)

**Mailing Address:** 1000 ARLBERG RD  
GIRDWOOD, AK

**Website:** www.glaciervalleytransit.com

## Service Consumed

**Annual Unlinked Trips (UPT)** 66,316

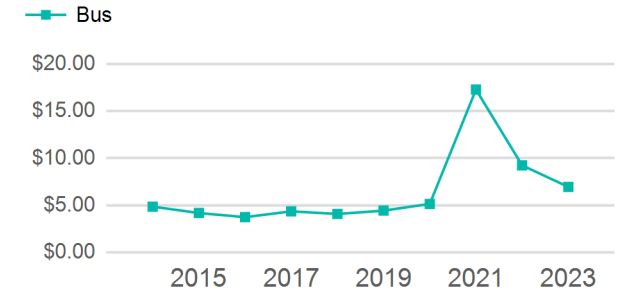
## Service Supplied

**Annual Vehicle Revenue Miles (VRM)** 82,937

**Annual Vehicle Revenue Hours (VRH)** 6,475

**Vehicles Operated in Maximum Service (VOMS)** 2

## Operating Expenses per Vehicle Revenue Mile



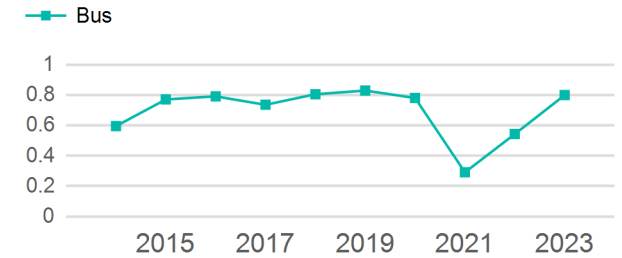
## Assets

**Revenue Vehicles** 4  
**Service Vehicles**  
**Facilities**

## Modal Characteristics

Mode	Annual Unlinked Passenger Trips	Directly Operated VOMS	Purchased Transportation VOMS	Annual Vehicle Revenue Miles	Annual Vehicle Revenue Hours
Bus	66,316	0	2	82,937	6,475
<b>Total</b>	<b>66,316</b>	<b>0</b>	<b>2</b>	<b>82,937</b>	<b>6,475</b>

## Unlinked Passenger Trip per Vehicle Revenue Mile



Mode	Service Efficiency		Service Effectiveness		
	OE per VRM	OE per VRH	UPT per VRM	UPT per VRH	OE per UPT
Bus	\$5.56	\$71.19	0.8	10.2	\$6.95
<b>Total</b>	<b>\$5.56</b>	<b>\$71.19</b>	<b>0.8</b>	<b>10.2</b>	<b>\$6.95</b>

# 2023 Annual Agency Profile - Glacier Valley Transit (NTD ID 00345)

## 2023 Funding Breakdown

### Summary of Operating Expenses (OE)

Mode	Operating Expenses	Fare Revenues
Bus	\$460,923	\$0
<b>Total</b>	<b>\$460,923</b>	<b>\$0</b>

### Sources of Operating Funds Expended

Directly Generated	\$20,278
Federal Government	\$440,645
Local Government	\$0
State Government	\$0
<b>Total Operating Funds Expended</b>	<b>\$460,923</b>

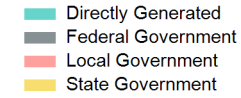
### Operating Funding Sources



### Capital Funding Sources

### Sources of Capital Funds Expended

Directly Generated	\$0
Federal Government	\$0
Local Government	\$0
State Government	\$0
<b>Total Capital Funds Expended</b>	<b>\$0</b>



## 2023 Asset Management

Transit Asset Management (TAM) Tier: Tier II TAM Sponsor NTD ID: 0R04

### Metrics

Mode	Average Fleet Age in Years
Bus	7.8