

# 2023 Annual Agency Profile - Catholic Community Service, Sitka (NTD ID 00354)

**Mailing Address:** 1803 GLACIER HWY  
JUNEAU, AK

**Website:** www.ccsjuneau.org/8,southeasteniorservices

## Service Consumed

Annual Unlinked Trips (UPT) 3,326

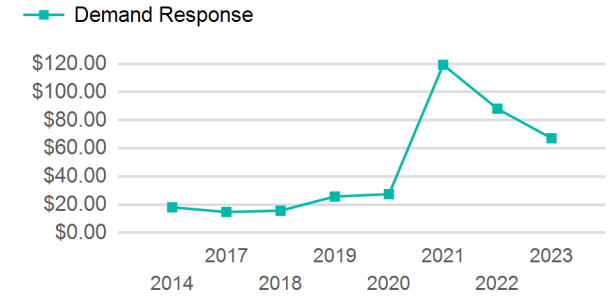
## Assets

Revenue Vehicles 3  
Service Vehicles  
Facilities

## Service Supplied

Annual Vehicle Revenue Miles (VRM) 9,352  
Annual Vehicle Revenue Hours (VRH) 2,262  
Vehicles Operated in Maximum Service (VOMS) 3

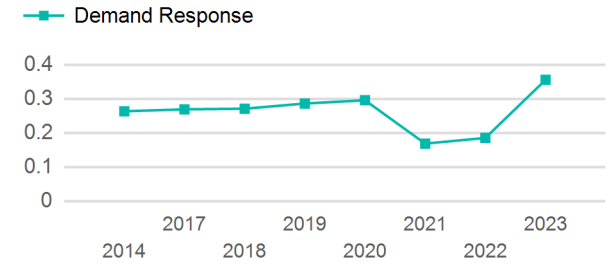
## Operating Expenses per Vehicle Revenue Mile



## Modal Characteristics

Mode	Annual Unlinked Passenger Trips	Directly Operated VOMS	Purchased Transportation VOMS	Annual Vehicle Revenue Miles	Annual Vehicle Revenue Hours
Demand Response	3,326	3	0	9,352	2,262
<b>Total</b>	<b>3,326</b>	<b>3</b>	<b>0</b>	<b>9,352</b>	<b>2,262</b>

## Unlinked Passenger Trip per Vehicle Revenue Mile



Mode	Service Efficiency		Service Effectiveness		
	OE per VRM	OE per VRH	UPT per VRM	UPT per VRH	OE per UPT
Demand Response	\$23.88	\$98.74	0.4	1.5	\$67.15
<b>Total</b>	<b>\$23.88</b>	<b>\$98.74</b>	<b>0.4</b>	<b>1.5</b>	<b>\$67.15</b>

# 2023 Annual Agency Profile - Catholic Community Service, Sitka (NTD ID 00354)

## 2023 Funding Breakdown

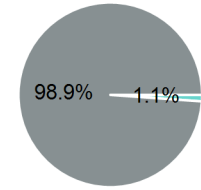
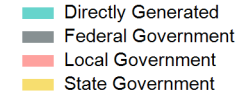
### Summary of Operating Expenses (OE)

Mode	Operating Expenses	Fare Revenues
Demand Response	\$223,339	\$0
<b>Total</b>	<b>\$223,339</b>	<b>\$0</b>

### Sources of Operating Funds Expended

Directly Generated	\$2,507
Federal Government	\$220,832
Local Government	\$0
State Government	\$0
<b>Total Operating Funds Expended</b>	<b>\$223,339</b>

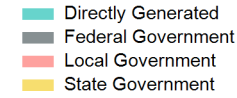
### Operating Funding Sources



### Capital Funding Sources

### Sources of Capital Funds Expended

Directly Generated	\$0
Federal Government	\$0
Local Government	\$0
State Government	\$0
<b>Total Capital Funds Expended</b>	<b>\$0</b>



## 2023 Asset Management

Transit Asset Management (TAM) Tier: Tier II      TAM Sponsor NTD ID: 0R04

### Metrics

Mode	Average Fleet Age in Years
Demand Response	4.7