

# 2023 Annual Agency Profile - TransIV Buses - College of Southern Idaho (NTD ID 00357)

**Mailing Address:** 315 FALLS AVE  
TWIN FALLS, ID

**Website:** [http://www.csi.edu/support/transiv/tiv\\_body.html](http://www.csi.edu/support/transiv/tiv_body.html)

## Service Consumed

Annual Unlinked Trips (UPT) 1,512

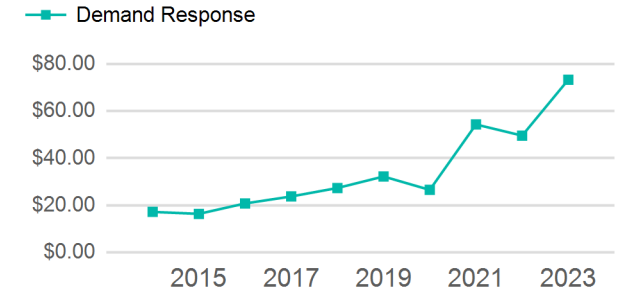
## Assets

Revenue Vehicles 10  
Service Vehicles 2  
Facilities

## Service Supplied

Annual Vehicle Revenue Miles (VRM) 7,365  
Annual Vehicle Revenue Hours (VRH) 1,610  
Vehicles Operated in Maximum Service (VOMS) 9

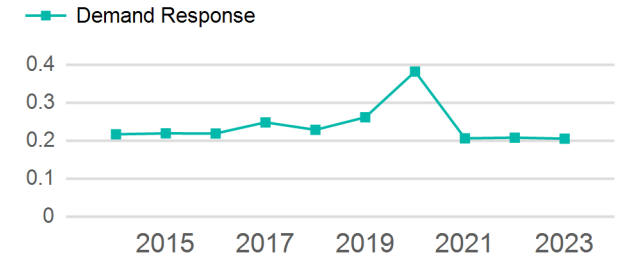
## Operating Expenses per Vehicle Revenue Mile



## Modal Characteristics

Mode	Annual Unlinked Passenger Trips	Directly Operated VOMS	Purchased Transportation VOMS	Annual Vehicle Revenue Miles	Annual Vehicle Revenue Hours
Demand Response	1,512	9	0	7,365	1,610
<b>Total</b>	<b>1,512</b>	<b>9</b>	<b>0</b>	<b>7,365</b>	<b>1,610</b>

## Unlinked Passenger Trip per Vehicle Revenue Mile



Mode	Service Efficiency		Service Effectiveness		
	OE per VRM	OE per VRH	UPT per VRM	UPT per VRH	OE per UPT
Demand Response	\$15.05	\$68.82	0.2	0.9	\$73.29
<b>Total</b>	<b>\$15.05</b>	<b>\$68.82</b>	<b>0.2</b>	<b>0.9</b>	<b>\$73.29</b>

# 2023 Annual Agency Profile - TransIV Buses - College of Southern Idaho (NTD ID 00357)

## 2023 Funding Breakdown

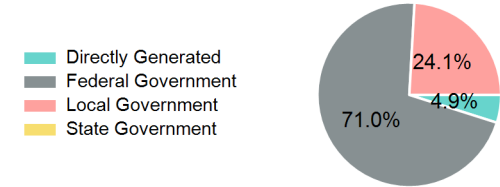
### Summary of Operating Expenses (OE)

Mode	Operating Expenses	Fare Revenues
Demand Response	\$110,807	\$0
<b>Total</b>	<b>\$110,807</b>	<b>\$0</b>

### Sources of Operating Funds Expended

Directly Generated	\$5,398
Federal Government	\$78,717
Local Government	\$26,692
State Government	\$0
<b>Total Operating Funds Expended</b>	<b>\$110,807</b>

### Operating Funding Sources



### Capital Funding Sources

### Sources of Capital Funds Expended

Directly Generated	\$0
Federal Government	\$0
Local Government	\$0
State Government	\$0
<b>Total Capital Funds Expended</b>	<b>\$0</b>



## 2023 Asset Management

Transit Asset Management (TAM) Tier: Tier II      TAM Sponsor NTD ID: 0R01

### Metrics

Mode	Average Fleet Age in Years
Demand Response	10.1