

2023 Annual Agency Profile - Ketchikan Gateway Borough (NTD ID 00358)

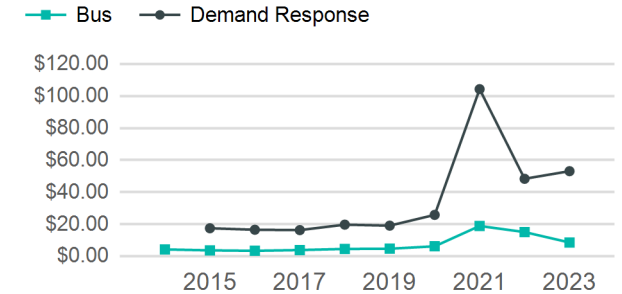
Mailing Address: 1900 FIRST AVE
KETCHIKAN, AK

Website: <http://www.kgbak.us>

Service Consumed

Annual Unlinked Trips (UPT) 395,056

Operating Expenses per Vehicle Revenue Mile



Assets

Revenue Vehicles 18
Service Vehicles 3
Facilities 1

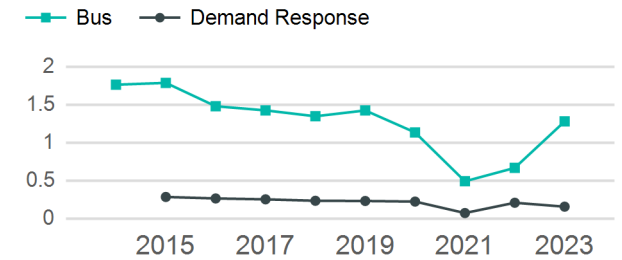
Service Supplied

Annual Vehicle Revenue Miles (VRM) 355,974
Annual Vehicle Revenue Hours (VRH) 25,153
Vehicles Operated in Maximum Service (VOMS) 10

Modal Characteristics

Mode	Annual Unlinked Passenger Trips	Directly Operated VOMS	Purchased Transportation VOMS	Annual Vehicle Revenue Miles	Annual Vehicle Revenue Hours
Bus	386,624	6	0	302,208	19,931
Demand Response	8,432	0	4	53,766	5,222
Total	395,056	6	4	355,974	25,153

Unlinked Passenger Trip per Vehicle Revenue Mile



Metrics

Service Efficiency

Service Effectiveness

Mode	OE per VRM	OE per VRH	UPT per VRM	UPT per VRH	OE per UPT
Bus	\$11.08	\$168.02	1.3	19.4	\$8.66
Demand Response	\$8.33	\$85.79	0.2	1.6	\$53.13
Total	\$10.67	\$150.95	1.1	15.7	\$9.61

2023 Annual Agency Profile - Ketchikan Gateway Borough (NTD ID 00358)

2023 Funding Breakdown

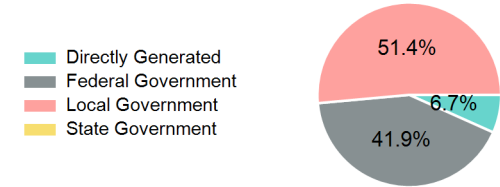
Summary of Operating Expenses (OE)

Mode	Operating Expenses	Fare Revenues
Bus	\$3,348,826	\$0
Demand Response	\$447,996	\$0
Total	\$3,796,822	\$0

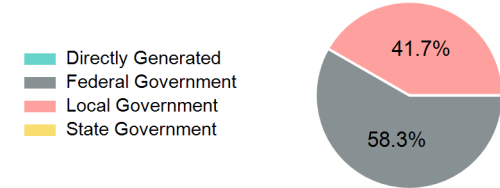
Sources of Operating Funds Expended

Directly Generated	\$252,836
Federal Government	\$1,591,082
Local Government	\$1,952,904
State Government	\$0
Total Operating Funds Expended	\$3,796,822

Operating Funding Sources



Capital Funding Sources



Sources of Capital Funds Expended

Directly Generated	\$0
Federal Government	\$1,785,535
Local Government	\$1,277,537
State Government	\$0
Total Capital Funds Expended	\$3,063,072

2023 Asset Management

Transit Asset Management (TAM) Tier: Tier II TAM Sponsor NTD ID: 0R04

Metrics

Mode	Average Fleet Age in Years
Bus	5.0
Demand Response	0.3