

# 2023 Annual Agency Profile - Lower Columbia Community Action Council (NTD ID 00368)

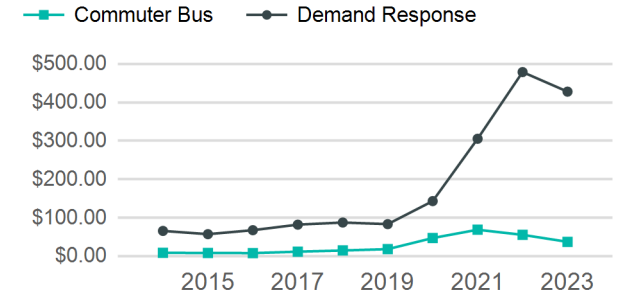
**Mailing Address:** 1526 COMMERCE AVE  
LONGVIEW, WA

**Website:** <https://lowercolumbiacap.org/get-help/transportation/>

## Service Consumed

**Annual Unlinked Trips (UPT)** 10,640

## Operating Expenses per Vehicle Revenue Mile



## Assets

**Revenue Vehicles** 5  
**Service Vehicles**  
**Facilities**

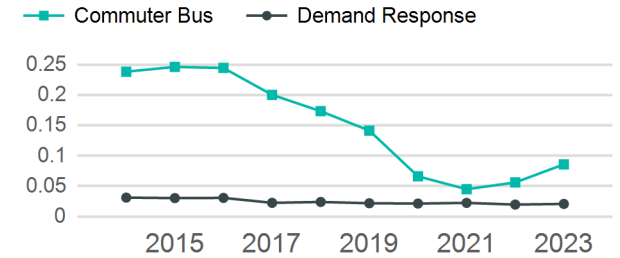
## Service Supplied

**Annual Vehicle Revenue Miles (VRM)** 132,443  
**Annual Vehicle Revenue Hours (VRH)** 3,915  
**Vehicles Operated in Maximum Service (VOMS)** 6

## Modal Characteristics

Mode	Annual Unlinked Passenger Trips	Directly Operated VOMS	Purchased Transportation VOMS	Annual Vehicle Revenue Miles	Annual Vehicle Revenue Hours
Commuter Bus	10,402	2	0	121,017	3,428
Demand Response	238	4	0	11,426	487
<b>Total</b>	<b>10,640</b>	<b>6</b>	<b>0</b>	<b>132,443</b>	<b>3,915</b>

## Unlinked Passenger Trip per Vehicle Revenue Mile



## Metrics

### Service Efficiency

### Service Effectiveness

Mode	OE per VRM	OE per VRH	UPT per VRM	UPT per VRH	OE per UPT
Commuter Bus	\$3.25	\$114.72	0.1	3.0	\$37.81
Demand Response	\$8.91	\$209.11	0.0	0.5	\$427.88
<b>Total</b>	<b>\$3.74</b>	<b>\$126.46</b>	<b>0.1</b>	<b>2.7</b>	<b>\$46.53</b>

# 2023 Annual Agency Profile - Lower Columbia Community Action Council (NTD ID 00368)

## 2023 Funding Breakdown

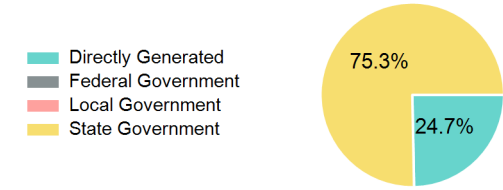
### Summary of Operating Expenses (OE)

Mode	Operating Expenses	Fare Revenues
Commuter Bus	\$393,266	\$0
Demand Response	\$101,835	\$0
<b>Total</b>	<b>\$495,101</b>	<b>\$0</b>

### Sources of Operating Funds Expended

Directly Generated	\$122,254
Federal Government	\$0
Local Government	\$0
State Government	\$372,847
<b>Total Operating Funds Expended</b>	<b>\$495,101</b>

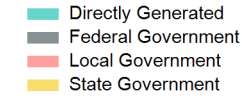
### Operating Funding Sources



### Capital Funding Sources

### Sources of Capital Funds Expended

Directly Generated	\$0
Federal Government	\$0
Local Government	\$0
State Government	\$0
<b>Total Capital Funds Expended</b>	<b>\$0</b>



## 2023 Asset Management

Transit Asset Management (TAM) Tier Tier II

TAM Sponsor NTD ID

### Metrics

Mode	Average Fleet Age in Years
Commuter Bus	9.0
Demand Response	11.5