

2023 Annual Agency Profile - Wahkiakum County (NTD ID 00371)

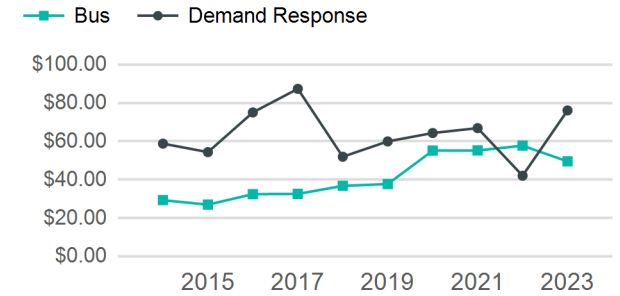
Mailing Address: 42 Elochoman Valley Road
Cathlamet, WA

Website: <https://www.co.wahkiakum.wa.us/239/Transit>

Service Consumed

Annual Unlinked Trips (UPT) 10,355

Operating Expenses per Vehicle Revenue Mile



Assets

Revenue Vehicles 6
Service Vehicles
Facilities

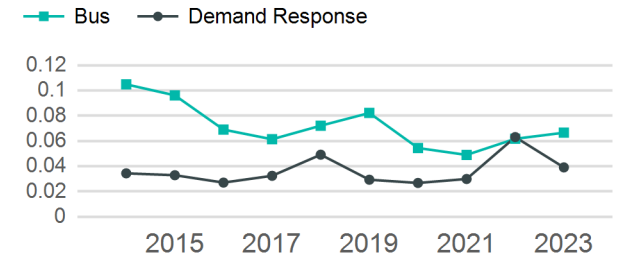
Service Supplied

Annual Vehicle Revenue Miles (VRM) 167,472
Annual Vehicle Revenue Hours (VRH) 7,336
Vehicles Operated in Maximum Service (VOMS) 7

Modal Characteristics

Mode	Annual Unlinked Passenger Trips	Directly Operated VOMS	Purchased Transportation VOMS	Annual Vehicle Revenue Miles	Annual Vehicle Revenue Hours
Bus	9,222	4	0	138,489	6,064
Demand Response	1,133	3	0	28,983	1,272
Total	10,355	7	0	167,472	7,336

Unlinked Passenger Trip per Vehicle Revenue Mile



Metrics

Service Efficiency

Service Effectiveness

Mode	OE per VRM	OE per VRH	UPT per VRM	UPT per VRH	OE per UPT
Bus	\$3.30	\$75.40	0.1	1.5	\$49.58
Demand Response	\$2.98	\$67.80	0.0	0.9	\$76.12
Total	\$3.25	\$74.08	0.1	1.4	\$52.48

2023 Annual Agency Profile - Wahkiakum County (NTD ID 00371)

2023 Funding Breakdown

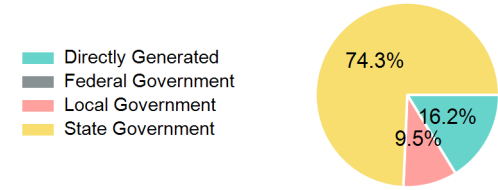
Summary of Operating Expenses (OE)

Mode	Operating Expenses	Fare Revenues
Bus	\$457,223	\$0
Demand Response	\$86,244	\$0
Total	\$543,467	\$0

Sources of Operating Funds Expended

Directly Generated	\$88,036
Federal Government	\$0
Local Government	\$51,504
State Government	\$403,927
Total Operating Funds Expended	\$543,467

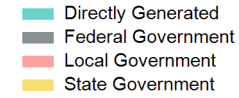
Operating Funding Sources



Capital Funding Sources

Sources of Capital Funds Expended

Directly Generated	\$0
Federal Government	\$0
Local Government	\$0
State Government	\$0
Total Capital Funds Expended	\$0



2023 Asset Management

Transit Asset Management (TAM) Tier Tier II

TAM Sponsor NTD ID

Metrics

Mode	Average Fleet Age in Years
Bus	12.0
Demand Response	15.0