

2023 Annual Agency Profile - Harney County (NTD ID 00374)

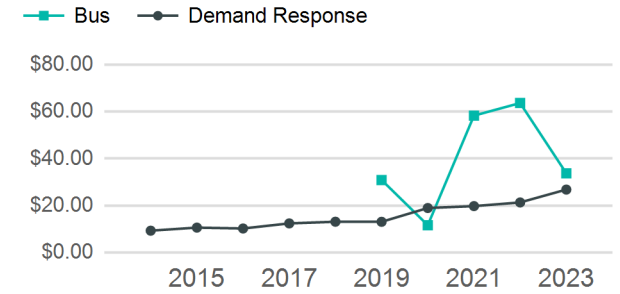
Mailing Address: 450 N BUENA VISTA AVE
Burns, OR

Website: <http://www.co.harney.or.us/index.php/senior-community-services-center-home>

Service Consumed

Annual Unlinked Trips (UPT) 35,605

Operating Expenses per Vehicle Revenue Mile



Assets

Revenue Vehicles 15
Service Vehicles
Facilities 1

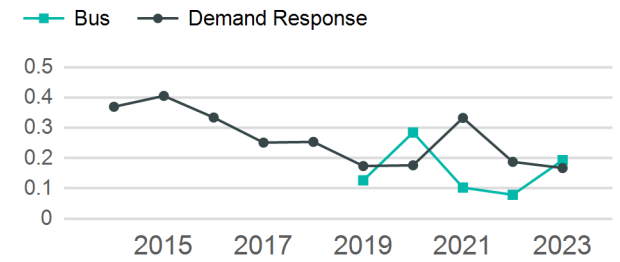
Service Supplied

Annual Vehicle Revenue Miles (VRM) 205,028
Annual Vehicle Revenue Hours (VRH) 14,361
Vehicles Operated in Maximum Service (VOMS) 10

Modal Characteristics

Mode	Annual Unlinked Passenger Trips	Directly Operated VOMS	Purchased Transportation VOMS	Annual Vehicle Revenue Miles	Annual Vehicle Revenue Hours
Demand Response	26,122	0	9	155,969	10,635
Bus	9,483	0	1	49,059	3,726
Total	35,605	0	10	205,028	14,361

Unlinked Passenger Trip per Vehicle Revenue Mile



Metrics

Service Efficiency

Service Effectiveness

Mode	OE per VRM	OE per VRH	UPT per VRM	UPT per VRH	OE per UPT
Demand Response	\$4.49	\$65.88	0.2	2.5	\$26.82
Bus	\$6.52	\$85.89	0.2	2.5	\$33.75
Total	\$4.98	\$71.07	0.2	2.5	\$28.67

2023 Annual Agency Profile - Harney County (NTD ID 00374)

2023 Funding Breakdown

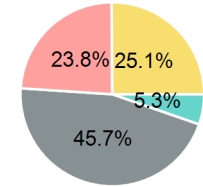
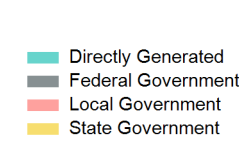
Summary of Operating Expenses (OE)

Mode	Operating Expenses	Fare Revenues
Demand Response	\$700,653	\$0
Bus	\$320,022	\$0
Total	\$1,020,675	\$0

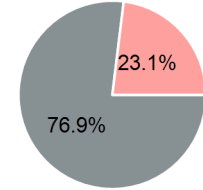
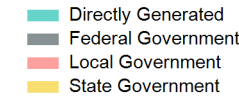
Sources of Operating Funds Expended

Directly Generated	\$54,148
Federal Government	\$466,887
Local Government	\$243,368
State Government	\$256,272
Total Operating Funds Expended	\$1,020,675

Operating Funding Sources



Capital Funding Sources



Sources of Capital Funds Expended

Directly Generated	\$0
Federal Government	\$9,377
Local Government	\$2,809
State Government	\$0
Total Capital Funds Expended	\$12,186

2023 Asset Management

Transit Asset Management (TAM) Tier: Tier II TAM Sponsor NTD ID: OR02

Metrics

Mode	Average Fleet Age in Years
Demand Response	0.6
Bus	0.0