

2023 Annual Agency Profile - Columbia County (NTD ID 00375)

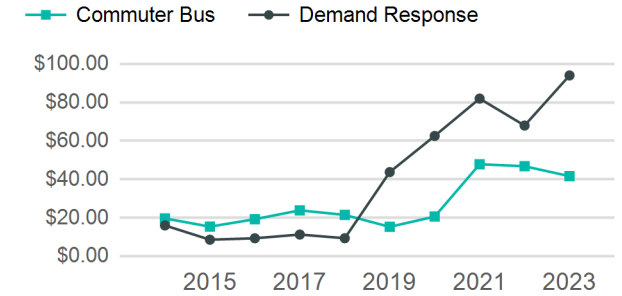
Mailing Address: 230 STRAND ST
SAINT HELENS, OR

Website: <https://nwconnector.org/agencies/columbia-county-rider/>

Service Consumed

Annual Unlinked Trips (UPT) 19,578

Operating Expenses per Vehicle Revenue Mile



Assets

Revenue Vehicles 10
Service Vehicles 2
Facilities 3

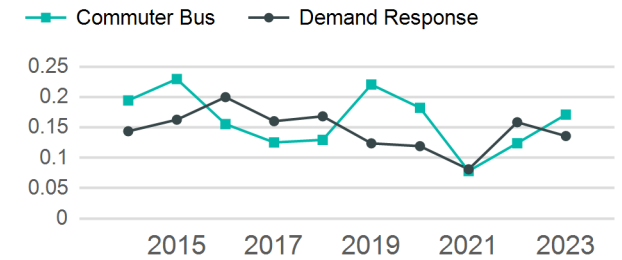
Service Supplied

Annual Vehicle Revenue Miles (VRM) 128,284
Annual Vehicle Revenue Hours (VRH) 6,391
Vehicles Operated in Maximum Service (VOMS) 7

Modal Characteristics

Mode	Annual Unlinked Passenger Trips	Directly Operated VOMS	Purchased Transportation VOMS	Annual Vehicle Revenue Miles	Annual Vehicle Revenue Hours
Commuter Bus	10,401	2	0	60,764	1,853
Demand Response Bus	9,177	5	0	67,520	4,538
Bus	0	0	0	0	0
Total	19,578	7	0	128,284	6,391

Unlinked Passenger Trip per Vehicle Revenue Mile



Metrics

Service Efficiency

Service Effectiveness

Mode	OE per VRM	OE per VRH	UPT per VRM	UPT per VRH	OE per UPT
Commuter Bus	\$7.13	\$233.93	0.2	5.6	\$41.68
Demand Response Bus	\$12.78	\$190.08	0.1	2.0	\$93.99
Bus	\$0.00	\$0.00	0.0	0.0	\$0.00
Total	\$10.10	\$202.79	0.2	3.1	\$66.20

2023 Annual Agency Profile - Columbia County (NTD ID 00375)

2023 Funding Breakdown

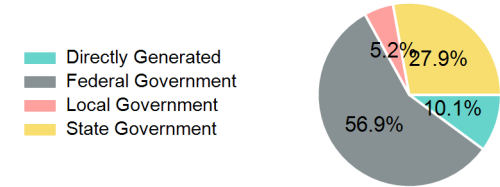
Summary of Operating Expenses (OE)

Mode	Operating Expenses	Fare Revenues
Commuter Bus	\$433,478	\$0
Demand Response Bus	\$862,574	\$0
Total	\$1,296,052	\$0

Sources of Operating Funds Expended

Directly Generated	\$130,486
Federal Government	\$737,270
Local Government	\$67,262
State Government	\$361,034
Total Operating Funds Expended	\$1,296,052

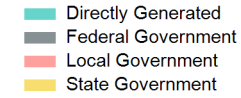
Operating Funding Sources



Capital Funding Sources

Sources of Capital Funds Expended

Directly Generated	\$0
Federal Government	\$0
Local Government	\$0
State Government	\$0
Total Capital Funds Expended	\$0



2023 Asset Management

Transit Asset Management (TAM) Tier Tier II TAM Sponsor NTD ID 0R02

Metrics

Mode	Average Fleet Age in Years
Commuter Bus	8.0
Demand Response Bus	5.5
Bus	0.0