

2023 Annual Agency Profile - Central Area Rural Transit System, Inc. (NTD ID 00378)

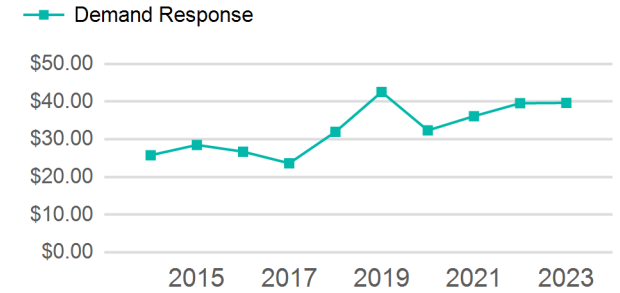
Mailing Address: 35139 KB DR
SOLDOTNA, AK

Website: <http://ridecartsak.org/>

Service Consumed

Annual Unlinked Trips (UPT) 28,357

Operating Expenses per Vehicle Revenue Mile



Assets

Revenue Vehicles 28
Service Vehicles 2
Facilities

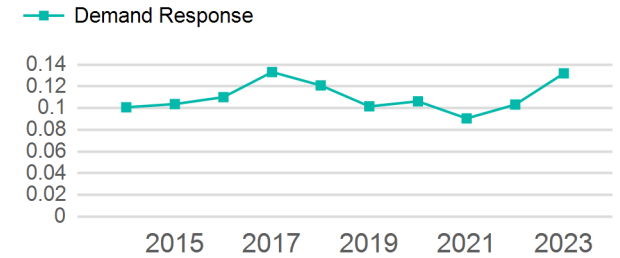
Service Supplied

Annual Vehicle Revenue Miles (VRM) 214,810
Annual Vehicle Revenue Hours (VRH) 14,153
Vehicles Operated in Maximum Service (VOMS) 25

Modal Characteristics

Mode	Annual Unlinked Passenger Trips	Directly Operated VOMS	Purchased Transportation VOMS	Annual Vehicle Revenue Miles	Annual Vehicle Revenue Hours
Demand Response	28,357	8	17	214,810	14,153
Total	28,357	8	17	214,810	14,153

Unlinked Passenger Trip per Vehicle Revenue Mile



Mode	Service Efficiency		Service Effectiveness		
	OE per VRM	OE per VRH	UPT per VRM	UPT per VRH	OE per UPT
Demand Response	\$5.23	\$79.45	0.1	2.0	\$39.65
Total	\$5.23	\$79.45	0.1	2.0	\$39.65

2023 Annual Agency Profile - Central Area Rural Transit System, Inc. (NTD ID 00378)

2023 Funding Breakdown

Summary of Operating Expenses (OE)

Mode	Operating Expenses	Fare Revenues
Demand Response	\$1,124,475	\$0
Total	\$1,124,475	\$0

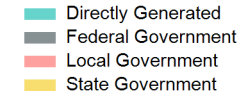
Sources of Operating Funds Expended

Directly Generated	\$178,652
Federal Government	\$945,823
Local Government	\$0
State Government	\$0
Total Operating Funds Expended	\$1,124,475

Operating Funding Sources



Capital Funding Sources



Sources of Capital Funds Expended

Directly Generated	\$2,058
Federal Government	\$104,387
Local Government	\$0
State Government	\$0
Total Capital Funds Expended	\$106,445

2023 Asset Management

Transit Asset Management (TAM) Tier: Tier II TAM Sponsor NTD ID: 0R04

Metrics

Mode	Average Fleet Age in Years
Demand Response	2.2