

2023 Annual Agency Profile - Inter-Island Ferry Authority (NTD ID 00382)

Mailing Address: 333 COLD STORAGE RD
CRAIG, AK

Website: <http://www.interislandferry.com>

Service Consumed

Annual Unlinked Trips (UPT) 45,673

Service Supplied

Annual Vehicle Revenue Miles (VRM) 25,704

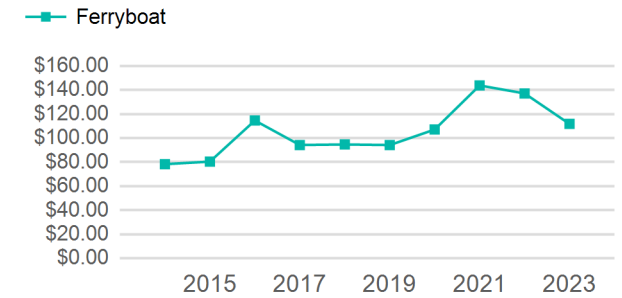
Annual Vehicle Revenue Hours (VRH) 2,142

Vehicles Operated in Maximum Service (VOMS) 1

Assets

Revenue Vehicles 2
Service Vehicles 5
Facilities 3

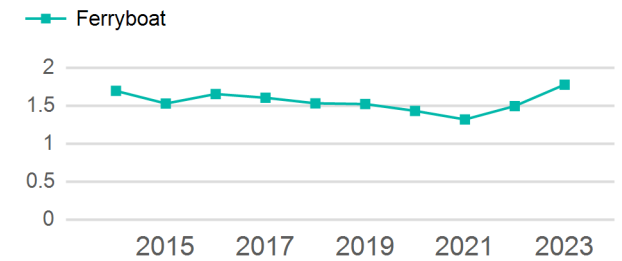
Operating Expenses per Vehicle Revenue Mile



Modal Characteristics

Mode	Annual Unlinked Passenger Trips	Directly Operated VOMS	Purchased Transportation VOMS	Annual Vehicle Revenue Miles	Annual Vehicle Revenue Hours
Ferryboat	45,673	1	0	25,704	2,142
Total	45,673	1	0	25,704	2,142

Unlinked Passenger Trip per Vehicle Revenue Mile



Mode	Service Efficiency		Service Effectiveness		
	OE per VRM	OE per VRH	UPT per VRM	UPT per VRH	OE per UPT
Ferryboat	\$198.59	\$2,383.03	1.8	21.3	\$111.76
Total	\$198.59	\$2,383.03	1.8	21.3	\$111.76

2023 Annual Agency Profile - Inter-Island Ferry Authority (NTD ID 00382)

2023 Funding Breakdown

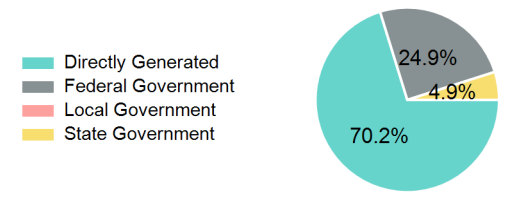
Summary of Operating Expenses (OE)

Mode	Operating Expenses	Fare Revenues
Ferryboat	\$5,104,459	\$0
Total	\$5,104,459	\$0

Sources of Operating Funds Expended

Directly Generated	\$3,583,513
Federal Government	\$1,270,946
Local Government	\$0
State Government	\$250,000
Total Operating Funds Expended	\$5,104,459

Operating Funding Sources



Capital Funding Sources

Sources of Capital Funds Expended

Directly Generated	\$0
Federal Government	\$0
Local Government	\$0
State Government	\$0
Total Capital Funds Expended	\$0



2023 Asset Management

Transit Asset Management (TAM) Tier	Tier II	TAM Sponsor NTD ID	0R04
--	---------	---------------------------	------

Metrics

Mode	Average Fleet Age in Years
Ferryboat	20.5