

# 2023 Annual Agency Profile - Columbia County Public Transportation (NTD ID 00383)

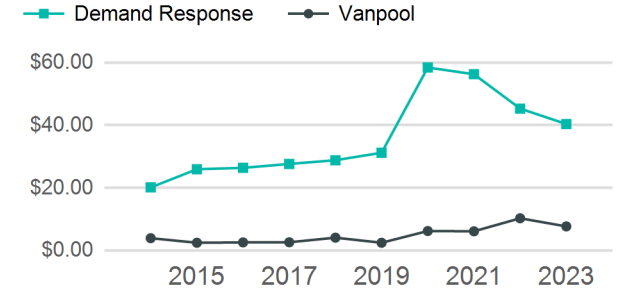
**Mailing Address:** 507 CAMERON ST  
DAYTON, WA

**Website:** <https://ccptransit.org/>

## Service Consumed

**Annual Unlinked Trips (UPT)** 43,059

## Operating Expenses per Vehicle Revenue Mile



## Assets

**Revenue Vehicles** 15  
**Service Vehicles**  
**Facilities**

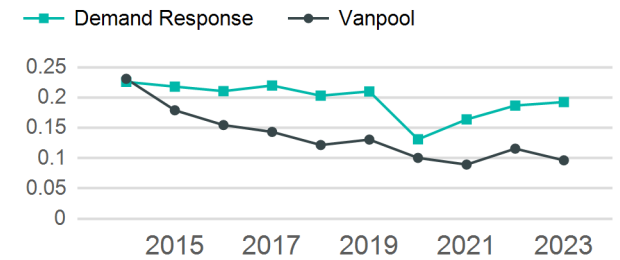
## Service Supplied

**Annual Vehicle Revenue Miles (VRM)** 228,253  
**Annual Vehicle Revenue Hours (VRH)** 9,227  
**Vehicles Operated in Maximum Service (VOMS)** 11

## Modal Characteristics

Mode	Annual Unlinked Passenger Trips	Directly Operated VOMS	Purchased Transportation VOMS	Annual Vehicle Revenue Miles	Annual Vehicle Revenue Hours
Demand Response	42,141	10	0	218,732	8,935
Vanpool	918	1	0	9,521	292
<b>Total</b>	<b>43,059</b>	<b>11</b>	<b>0</b>	<b>228,253</b>	<b>9,227</b>

## Unlinked Passenger Trip per Vehicle Revenue Mile



## Metrics

### Service Efficiency

### Service Effectiveness

Mode	OE per VRM	OE per VRH	UPT per VRM	UPT per VRH	OE per UPT
Demand Response	\$7.78	\$190.48	0.2	4.7	\$40.39
Vanpool	\$0.75	\$24.30	0.1	3.1	\$7.73
<b>Total</b>	<b>\$7.49</b>	<b>\$185.22</b>	<b>0.2</b>	<b>4.7</b>	<b>\$39.69</b>

# 2023 Annual Agency Profile - Columbia County Public Transportation (NTD ID 00383)

## 2023 Funding Breakdown

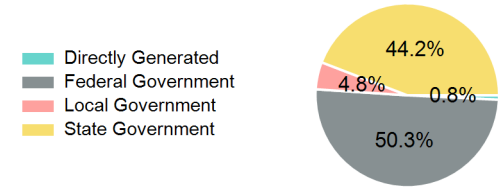
### Summary of Operating Expenses (OE)

Mode	Operating Expenses	Fare Revenues
Demand Response	\$1,701,971	\$0
Vanpool	\$7,096	\$0
<b>Total</b>	<b>\$1,709,067</b>	<b>\$0</b>

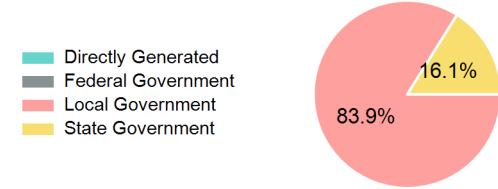
### Sources of Operating Funds Expended

Directly Generated	\$13,247
Federal Government	\$859,242
Local Government	\$81,816
State Government	\$754,762
<b>Total Operating Funds Expended</b>	<b>\$1,709,067</b>

### Operating Funding Sources



### Capital Funding Sources



### Sources of Capital Funds Expended

Directly Generated	\$0
Federal Government	\$0
Local Government	\$184,070
State Government	\$35,320
<b>Total Capital Funds Expended</b>	<b>\$219,390</b>

## 2023 Asset Management

Transit Asset Management (TAM) Tier Tier II

TAM Sponsor NTD ID

### Metrics

Mode	Average Fleet Age in Years
Demand Response	6.8
Vanpool	7.0