

# 2023 Annual Agency Profile - City of Bethel (NTD ID 00387)

**Mailing Address:** 300 STATE HWY  
Bethel, AK

**Website:** <http://www.cityofbethel.org>

## Service Consumed

**Annual Unlinked Trips (UPT)** 11,876

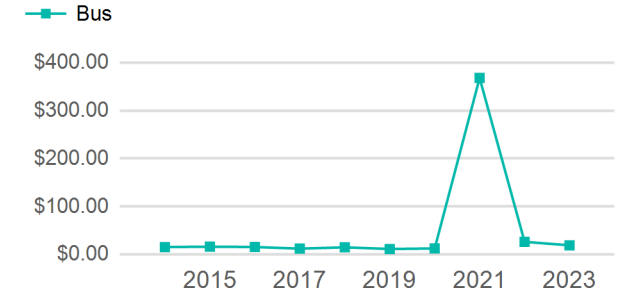
## Assets

**Revenue Vehicles** 2  
**Service Vehicles** 2  
**Facilities** 1

## Service Supplied

**Annual Vehicle Revenue Miles (VRM)** 37,600  
**Annual Vehicle Revenue Hours (VRH)** 2,625  
**Vehicles Operated in Maximum Service (VOMS)** 1

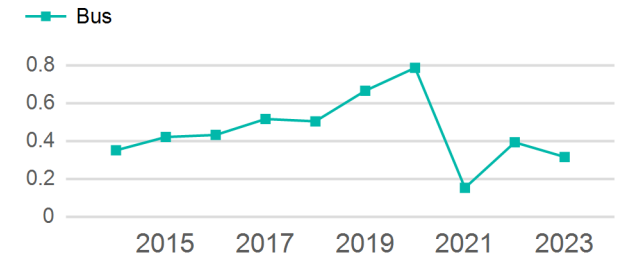
## Operating Expenses per Vehicle Revenue Mile



## Modal Characteristics

Mode	Annual Unlinked Passenger Trips	Directly Operated VOMS	Purchased Transportation VOMS	Annual Vehicle Revenue Miles	Annual Vehicle Revenue Hours
Bus	11,876	1	0	37,600	2,625
<b>Total</b>	<b>11,876</b>	<b>1</b>	<b>0</b>	<b>37,600</b>	<b>2,625</b>

## Unlinked Passenger Trip per Vehicle Revenue Mile



Mode	Service Efficiency		Service Effectiveness		
	OE per VRM	OE per VRH	UPT per VRM	UPT per VRH	OE per UPT
Bus	\$6.07	\$87.00	0.3	4.5	\$19.23
<b>Total</b>	<b>\$6.07</b>	<b>\$87.00</b>	<b>0.3</b>	<b>4.5</b>	<b>\$19.23</b>

# 2023 Annual Agency Profile - City of Bethel (NTD ID 00387)

## 2023 Funding Breakdown

### Summary of Operating Expenses (OE)

Mode	Operating Expenses	Fare Revenues
Bus	\$228,376	\$0
<b>Total</b>	<b>\$228,376</b>	<b>\$0</b>

### Sources of Operating Funds Expended

Directly Generated	\$16,997
Federal Government	\$211,379
Local Government	\$0
State Government	\$0
<b>Total Operating Funds Expended</b>	<b>\$228,376</b>

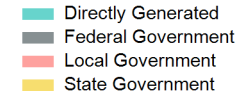
### Operating Funding Sources



### Capital Funding Sources

### Sources of Capital Funds Expended

Directly Generated	\$0
Federal Government	\$0
Local Government	\$0
State Government	\$0
<b>Total Capital Funds Expended</b>	<b>\$0</b>



## 2023 Asset Management

Transit Asset Management (TAM) Tier: Tier II TAM Sponsor NTD ID: 0R04

### Metrics

Mode	Average Fleet Age in Years
Bus	4.0