

2023 Annual Agency Profile - City and Borough of Juneau (NTD ID 00391)

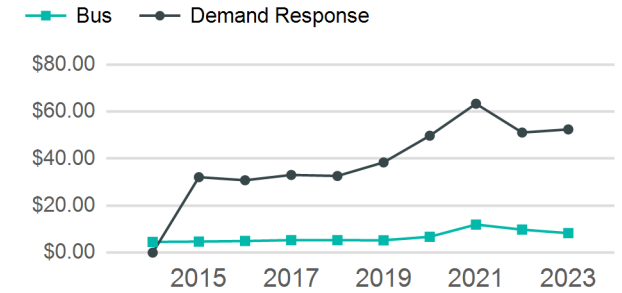
Mailing Address: 155 HERITAGE WAY
JUNEAU, AK

Website: <https://juneaucapitaltransit.org/>

Service Consumed

Annual Unlinked Trips (UPT) 713,103

Operating Expenses per Vehicle Revenue Mile



Assets

Revenue Vehicles 26
Service Vehicles 4
Facilities 3

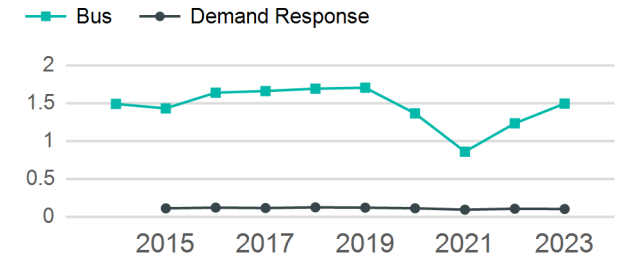
Service Supplied

Annual Vehicle Revenue Miles (VRM) 652,800
Annual Vehicle Revenue Hours (VRH) 43,110
Vehicles Operated in Maximum Service (VOMS) 18

Modal Characteristics

Mode	Annual Unlinked Passenger Trips	Directly Operated VOMS	Purchased Transportation VOMS	Annual Vehicle Revenue Miles	Annual Vehicle Revenue Hours
Bus	693,767	13	0	464,362	33,381
Demand Response	19,336	0	5	188,438	9,729
Total	713,103	13	5	652,800	43,110

Unlinked Passenger Trip per Vehicle Revenue Mile



Metrics

Service Efficiency

Service Effectiveness

Mode	OE per VRM	OE per VRH	UPT per VRM	UPT per VRH	OE per UPT
Bus	\$12.36	\$172.01	1.5	20.8	\$8.28
Demand Response	\$5.38	\$104.17	0.1	2.0	\$52.42
Total	\$10.35	\$156.70	1.1	16.5	\$9.47

2023 Annual Agency Profile - City and Borough of Juneau (NTD ID 00391)

2023 Funding Breakdown

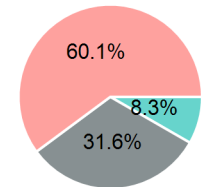
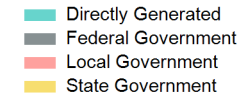
Summary of Operating Expenses (OE)

Mode	Operating Expenses	Fare Revenues
Bus	\$5,741,831	\$0
Demand Response	\$1,013,512	\$0
Total	\$6,755,343	\$0

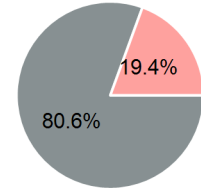
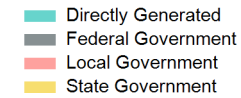
Sources of Operating Funds Expended

Directly Generated	\$558,494
Federal Government	\$2,136,174
Local Government	\$4,060,675
State Government	\$0
Total Operating Funds Expended	\$6,755,343

Operating Funding Sources



Capital Funding Sources



Sources of Capital Funds Expended

Directly Generated	\$0
Federal Government	\$869,249
Local Government	\$209,423
State Government	\$0
Total Capital Funds Expended	\$1,078,672

2023 Asset Management

Transit Asset Management (TAM) Tier: Tier II TAM Sponsor NTD ID: 0R04

Metrics

Mode	Average Fleet Age in Years
Bus	8.4
Demand Response	0.0