

# 2023 Annual Agency Profile - Sunshine Transit (NTD ID 00399)

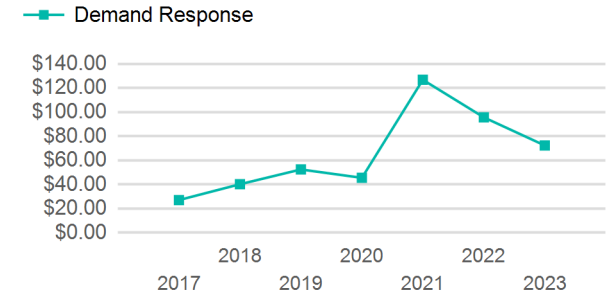
**Mailing Address:** 34300 S TALKEETNA SPUR ROAD  
TALKEETNA, AK

**Website:** <http://www.sunshinetransit.org>

## Service Consumed

Annual Unlinked Trips (UPT) 16,220

## Operating Expenses per Vehicle Revenue Mile



## Assets

Revenue Vehicles 22  
Service Vehicles 2  
Facilities 1

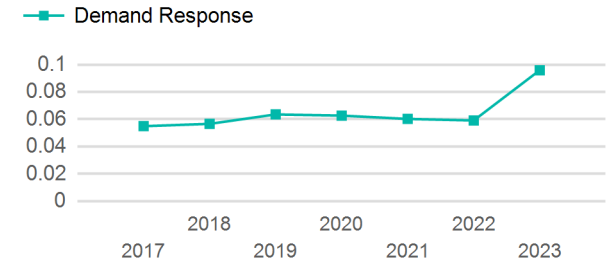
## Service Supplied

Annual Vehicle Revenue Miles (VRM) 169,035  
Annual Vehicle Revenue Hours (VRH) 8,616  
Vehicles Operated in Maximum Service (VOMS) 12

## Modal Characteristics

Mode	Annual Unlinked Passenger Trips	Directly Operated VOMS	Purchased Transportation VOMS	Annual Vehicle Revenue Miles	Annual Vehicle Revenue Hours
Demand Response	16,220	12	0	169,035	8,616
<b>Total</b>	<b>16,220</b>	<b>12</b>	<b>0</b>	<b>169,035</b>	<b>8,616</b>

## Unlinked Passenger Trip per Vehicle Revenue Mile



Mode	Service Efficiency		Service Effectiveness		
	OE per VRM	OE per VRH	UPT per VRM	UPT per VRH	OE per UPT
Demand Response	\$6.94	\$136.22	0.1	1.9	\$72.36
<b>Total</b>	<b>\$6.94</b>	<b>\$136.22</b>	<b>0.1</b>	<b>1.9</b>	<b>\$72.36</b>

# 2023 Annual Agency Profile - Sunshine Transit (NTD ID 00399)

## 2023 Funding Breakdown

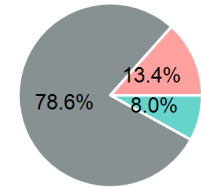
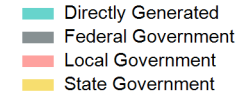
### Summary of Operating Expenses (OE)

Mode	Operating Expenses	Fare Revenues
Demand Response	\$1,173,649	\$0
<b>Total</b>	<b>\$1,173,649</b>	<b>\$0</b>

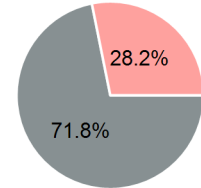
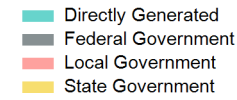
### Sources of Operating Funds Expended

Directly Generated	\$94,152
Federal Government	\$922,227
Local Government	\$157,270
State Government	\$0
<b>Total Operating Funds Expended</b>	<b>\$1,173,649</b>

### Operating Funding Sources



### Capital Funding Sources



### Sources of Capital Funds Expended

Directly Generated	\$0
Federal Government	\$123,921
Local Government	\$48,588
State Government	\$0
<b>Total Capital Funds Expended</b>	<b>\$172,509</b>

## 2023 Asset Management

<b>Transit Asset Management (TAM) Tier</b>	Tier II	<b>TAM Sponsor NTD ID</b>	0R04
--	---------	---------------------------	------

### Metrics

Mode	Average Fleet Age in Years
Demand Response	5.0