

# 2023 Annual Agency Profile - Gwichyaa Zhee Tribal Transit Service (NTD ID 00400)

**Mailing Address:** 1936 E 3RD AVE  
FORT YUKON, AK

**Website:** www.fortyukon.org

## Geographic Coverage

**Primary Urbanized/Rural Area** Alaska Non-UZA  
**Other Areas Served:**

## Assets

**Revenue Vehicles** 2  
**Service Vehicles**  
**Facilities** 1

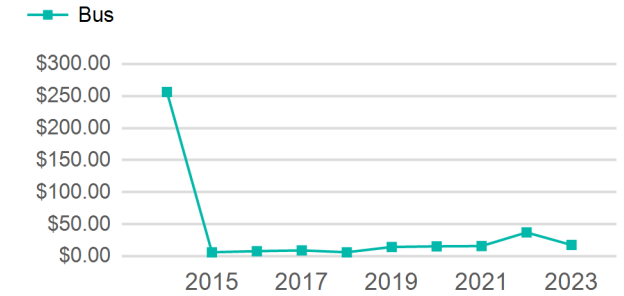
## Service Consumed

**Annual Unlinked Trips (UPT)** 2,873

## Service Supplied

**Annual Vehicle Revenue Miles (VRM)** 9,677  
**Annual Vehicle Revenue Hours (VRH)** 1,247  
**Vehicles Operated in Maximum Service (VOMS)** 1

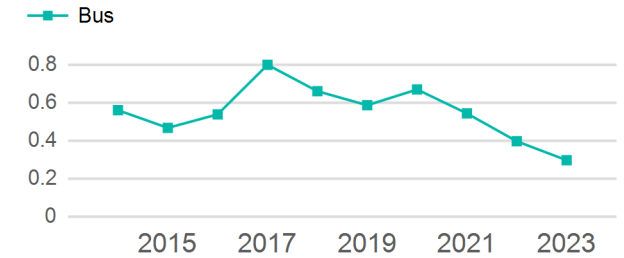
## Operating Expenses per Vehicle Revenue Mile



## Modal Characteristics

Mode	Annual Unlinked Passenger Trips	Directly Operated VOMS	Purchased Transportation VOMS	Annual Vehicle Revenue Miles	Annual Vehicle Revenue Hours
Bus	2,873	1	0	9,677	1,247
<b>Total</b>	<b>2,873</b>	<b>1</b>	<b>0</b>	<b>9,677</b>	<b>1,247</b>

## Unlinked Passenger Trip per Vehicle Revenue Mile



## Metrics

### Service Efficiency

### Service Effectiveness

Mode	OE per VRM	OE per VRH	UPT per VRM	UPT per VRH	OE per UPT
Bus	\$17.77	\$137.89	0.3	2.3	\$59.85
<b>Total</b>	<b>\$17.77</b>	<b>\$137.89</b>	<b>0.3</b>	<b>2.3</b>	<b>\$59.85</b>

# 2023 Annual Agency Profile - Gwichyaa Zhee Tribal Transit Service (NTD ID 00400)

## 2023 Funding Breakdown

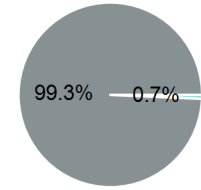
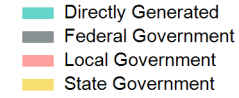
### Summary of Operating Expenses (OE)

Mode	Operating Expenses	Fare Revenues
Bus	\$171,950	\$0
<b>Total</b>	<b>\$171,950</b>	<b>\$0</b>

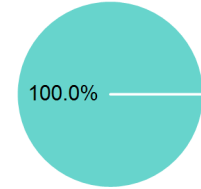
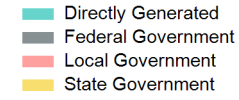
### Sources of Operating Funds Expended

Directly Generated	\$1,184
Federal Government	\$170,766
Local Government	\$0
State Government	\$0
<b>Total Operating Funds Expended</b>	<b>\$171,950</b>

### Operating Funding Sources



### Capital Funding Sources



### Sources of Capital Funds Expended

Directly Generated	\$79,995
Federal Government	\$0
Local Government	\$0
State Government	\$0
<b>Total Capital Funds Expended</b>	<b>\$79,995</b>

## 2023 Asset Management

Transit Asset Management (TAM) Tier Tier II

TAM Sponsor NTD ID

### Metrics

Mode	Average Fleet Age in Years
Bus	9.0