

# 2023 Annual Agency Profile - Shoshone County (NTD ID 00404)

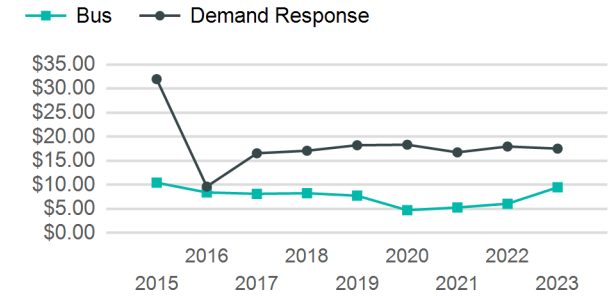
Mailing Address: 700 BANK ST  
WALLACE, ID

Website: <https://shoshonecounty.id.gov/silver-express/>

## Service Consumed

Annual Unlinked Trips (UPT) 16,292

## Operating Expenses per Vehicle Revenue Mile



## Assets

Revenue Vehicles 3  
Service Vehicles  
Facilities

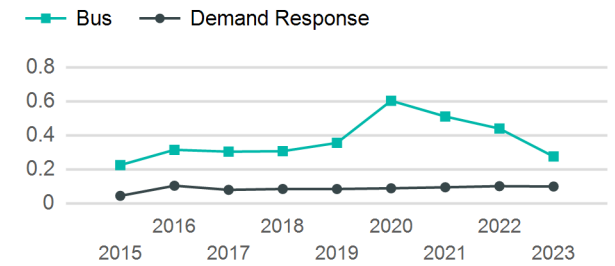
## Service Supplied

Annual Vehicle Revenue Miles (VRM) 73,237  
Annual Vehicle Revenue Hours (VRH) 3,681  
Vehicles Operated in Maximum Service (VOMS) 2

## Modal Characteristics

Mode	Annual Unlinked Passenger Trips	Directly Operated VOMS	Purchased Transportation VOMS	Annual Vehicle Revenue Miles	Annual Vehicle Revenue Hours
Bus	14,138	0	1	51,401	2,433
Demand Response	2,154	0	1	21,836	1,248
<b>Total</b>	<b>16,292</b>	<b>0</b>	<b>2</b>	<b>73,237</b>	<b>3,681</b>

## Unlinked Passenger Trip per Vehicle Revenue Mile



## Metrics

### Service Efficiency

### Service Effectiveness

Mode	OE per VRM	OE per VRH	UPT per VRM	UPT per VRH	OE per UPT
Bus	\$2.61	\$55.09	0.3	5.8	\$9.48
Demand Response	\$1.73	\$30.25	0.1	1.7	\$17.53
<b>Total</b>	<b>\$2.35</b>	<b>\$46.67</b>	<b>0.2</b>	<b>4.4</b>	<b>\$10.54</b>

# 2023 Annual Agency Profile - Shoshone County (NTD ID 00404)

## 2023 Funding Breakdown

### Summary of Operating Expenses (OE)

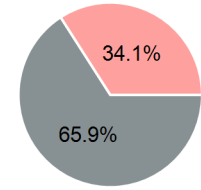
Mode	Operating Expenses	Fare Revenues
Bus	\$134,022	\$0
Demand Response	\$37,757	\$0
<b>Total</b>	<b>\$171,779</b>	<b>\$0</b>

### Sources of Operating Funds Expended

Directly Generated	\$0
Federal Government	\$113,198
Local Government	\$58,581
State Government	\$0
<b>Total Operating Funds Expended</b>	<b>\$171,779</b>

### Operating Funding Sources

- Directly Generated
- Federal Government
- Local Government
- State Government



### Capital Funding Sources

### Sources of Capital Funds Expended

Directly Generated	\$0
Federal Government	\$0
Local Government	\$0
State Government	\$0
<b>Total Capital Funds Expended</b>	<b>\$0</b>

- Directly Generated
- Federal Government
- Local Government
- State Government

## 2023 Asset Management

Transit Asset Management (TAM) Tier: Tier II      TAM Sponsor NTD ID: 0R01

### Metrics

Mode	Average Fleet Age in Years
Bus	5.5
Demand Response	14.0