

2023 Annual Agency Profile - Ninilchik Village (NTD ID 00414)

Mailing Address: 15910 STERLING HWY
NINILCHIK, AK

Website: www.ninilchiktribe-nsn.gov

Geographic Coverage

Primary Urbanized/Rural Area Alaska Non-UZA
Other Areas Served:

Assets

Revenue Vehicles 3
Service Vehicles
Facilities 4

Service Consumed

Annual Unlinked Trips (UPT) 528

Service Supplied

Annual Vehicle Revenue Miles (VRM) 35,901
Annual Vehicle Revenue Hours (VRH) 937
Vehicles Operated in Maximum Service (VOMS) 3

Modal Characteristics

Mode	Annual Unlinked Passenger Trips	Directly Operated VOMS	Purchased Transportation VOMS	Annual Vehicle Revenue Miles	Annual Vehicle Revenue Hours
Bus	528	3	0	35,901	937
Total	528	3	0	35,901	937

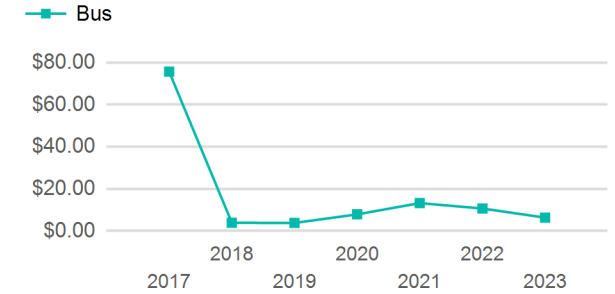
Metrics

Service Efficiency

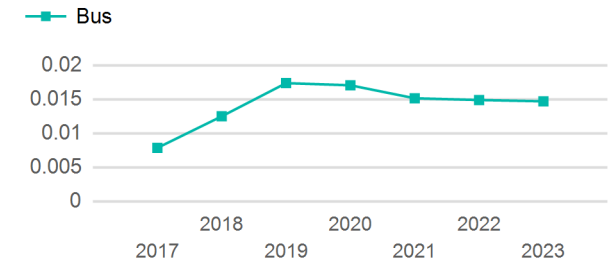
Service Effectiveness

Mode	OE per VRM	OE per VRH	UPT per VRM	UPT per VRH	OE per UPT
Bus	\$6.34	\$243.06	0.0	0.6	\$431.34
Total	\$6.34	\$243.06	0.0	0.6	\$431.34

Operating Expenses per Vehicle Revenue Mile



Unlinked Passenger Trip per Vehicle Revenue Mile



2023 Annual Agency Profile - Ninilchik Village (NTD ID 00414)

2023 Funding Breakdown

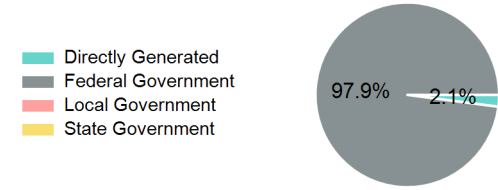
Summary of Operating Expenses (OE)

Mode	Operating Expenses	Fare Revenues
Bus	\$227,745	\$0
Total	\$227,745	\$0

Sources of Operating Funds Expended

Directly Generated	\$4,679
Federal Government	\$223,066
Local Government	\$0
State Government	\$0
Total Operating Funds Expended	\$227,745

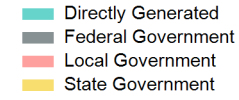
Operating Funding Sources



Capital Funding Sources

Sources of Capital Funds Expended

Directly Generated	\$0
Federal Government	\$0
Local Government	\$0
State Government	\$0
Total Capital Funds Expended	\$0



2023 Asset Management

Transit Asset Management (TAM) Tier Tier II

TAM Sponsor NTD ID

Metrics

Mode	Average Fleet Age in Years
Bus	13.0