

# 2023 Annual Agency Profile - Boise State University (NTD ID 00416)

**Mailing Address:** 1910 UNIVERSITY DR  
BOISE, ID

**Website:** <https://www.boisestate.edu/publicsafety-transportation/>

## Geographic Coverage

**Primary Urbanized/Rural Area** Boise City, ID  
**Service Area Population** 29,260  
**Service Area Sq. Miles** 5  
**Other Areas Served:**

## Assets

**Revenue Vehicles** 12  
**Service Vehicles**  
**Facilities** 2

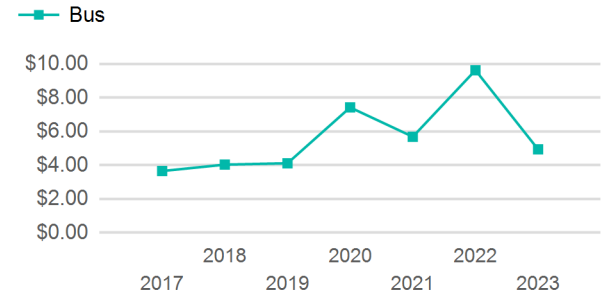
## Service Consumed

**Annual Unlinked Trips (UPT)** 151,658

## Service Supplied

**Annual Vehicle Revenue Miles (VRM)** 128,744  
**Annual Vehicle Revenue Hours (VRH)** 19,148  
**Vehicles Operated in Maximum Service (VOMS)** 9

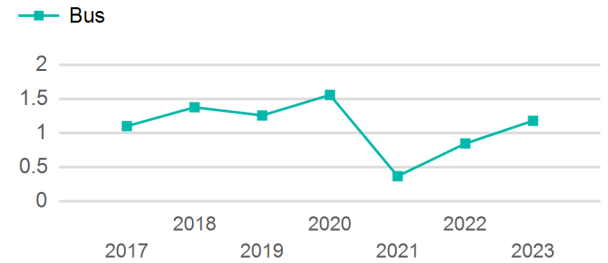
## Operating Expenses per Vehicle Revenue Mile



## Modal Characteristics

Mode	Annual Unlinked Passenger Trips	Directly Operated VOMS	Purchased Transportation VOMS	Annual Vehicle Revenue Miles	Annual Vehicle Revenue Hours
Bus	151,658	9	0	128,744	19,148
<b>Total</b>	<b>151,658</b>	<b>9</b>	<b>0</b>	<b>128,744</b>	<b>19,148</b>

## Unlinked Passenger Trip per Vehicle Revenue Mile



Mode	Service Efficiency		Service Effectiveness		
	OE per VRM	OE per VRH	UPT per VRM	UPT per VRH	OE per UPT
Bus	\$4.94	\$33.21	1.2	7.9	\$4.19
<b>Total</b>	<b>\$4.94</b>	<b>\$33.21</b>	<b>1.2</b>	<b>7.9</b>	<b>\$4.19</b>

# 2023 Annual Agency Profile - Boise State University (NTD ID 00416)

## 2023 Funding Breakdown

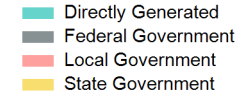
### Summary of Operating Expenses (OE)

Mode	Operating Expenses	Fare Revenues
Bus	\$635,858	\$0
<b>Total</b>	<b>\$635,858</b>	<b>\$0</b>

### Sources of Operating Funds Expended

Directly Generated	\$635,858
Federal Government	\$0
Local Government	\$0
State Government	\$0
<b>Total Operating Funds Expended</b>	<b>\$635,858</b>

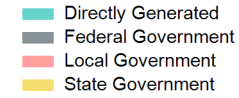
### Operating Funding Sources



### Capital Funding Sources

### Sources of Capital Funds Expended

Directly Generated	\$0
Federal Government	\$0
Local Government	\$0
State Government	\$0
<b>Total Capital Funds Expended</b>	<b>\$0</b>



## 2023 Asset Management

<b>Transit Asset Management (TAM) Tier</b>	Tier II	<b>TAM Sponsor NTD ID</b>	A0004
--	---------	---------------------------	-------

### Metrics

Mode	Average Fleet Age in Years
Bus	8.0