

2023 Annual Agency Profile - Kenaitze Indian Tribe (NTD ID 00419)

Mailing Address: 150 N WILLOW ST
KENAI, AK

Website: <https://www.kenaitze.org/>

Geographic Coverage

Primary Urbanized/Rural Area Alaska Non-UZA

Other Areas Served:

Assets

Revenue Vehicles 13
Service Vehicles
Facilities 1

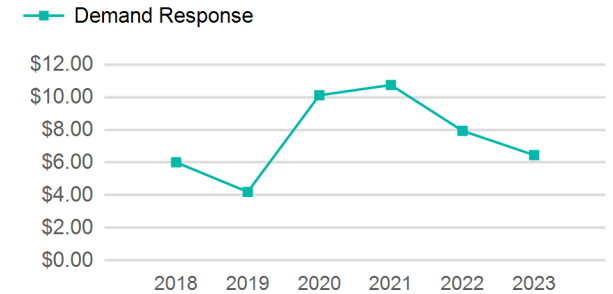
Service Consumed

Annual Unlinked Trips (UPT) 12,078

Service Supplied

Annual Vehicle Revenue Miles (VRM) 75,634
Annual Vehicle Revenue Hours (VRH) 4,610
Vehicles Operated in Maximum Service (VOMS) 7

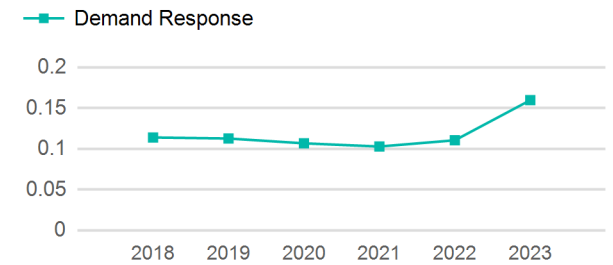
Operating Expenses per Vehicle Revenue Mile



Modal Characteristics

Mode	Annual Unlinked Passenger Trips	Directly Operated VOMS	Purchased Transportation VOMS	Annual Vehicle Revenue Miles	Annual Vehicle Revenue Hours
Demand Response	12,078	7	0	75,634	4,610
Total	12,078	7	0	75,634	4,610

Unlinked Passenger Trip per Vehicle Revenue Mile



Metrics

Service Efficiency

Service Effectiveness

Mode	OE per VRM	OE per VRH	UPT per VRM	UPT per VRH	OE per UPT
Demand Response	\$6.46	\$105.91	0.2	2.6	\$40.43
Total	\$6.46	\$105.91	0.2	2.6	\$40.43

2023 Annual Agency Profile - Kenaitze Indian Tribe (NTD ID 00419)

2023 Funding Breakdown

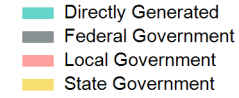
Summary of Operating Expenses (OE)

Mode	Operating Expenses	Fare Revenues
Demand Response	\$488,256	\$0
Total	\$488,256	\$0

Sources of Operating Funds Expended

Directly Generated	\$0
Federal Government	\$488,256
Local Government	\$0
State Government	\$0
Total Operating Funds Expended	\$488,256

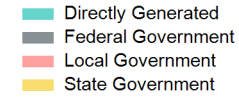
Operating Funding Sources



Capital Funding Sources

Sources of Capital Funds Expended

Directly Generated	\$0
Federal Government	\$0
Local Government	\$0
State Government	\$0
Total Capital Funds Expended	\$0



2023 Asset Management

Transit Asset Management (TAM) Tier Tier II

TAM Sponsor NTD ID

Metrics

Mode	Average Fleet Age in Years
Demand Response	8.2