

2023 Annual Agency Profile - Native Village of Unalakleet (NTD ID 00420)

Mailing Address: 270 MAIN ST
UNALAKLEET, AK

Website: https://narf.org/nill/tribes/native_unalakleet.html

Geographic Coverage

Primary Urbanized/Rural Area Alaska Non-UZA

Other Areas Served:

Assets

Revenue Vehicles 3

Service Vehicles 2

Facilities 1

Service Consumed

Annual Unlinked Trips (UPT) 6,286

Annual Vehicle Revenue Miles (VRM) 5,341

Annual Vehicle Revenue Hours (VRH) 561

Vehicles Operated in Maximum Service (VOMS) 1

Service Supplied

Modal Characteristics

Mode	Annual Unlinked Passenger Trips	Directly Operated VOMS	Purchased Transportation VOMS	Annual Vehicle Revenue Miles	Annual Vehicle Revenue Hours
Demand Response	6,286	1	0	5,341	561
Total	6,286	1	0	5,341	561

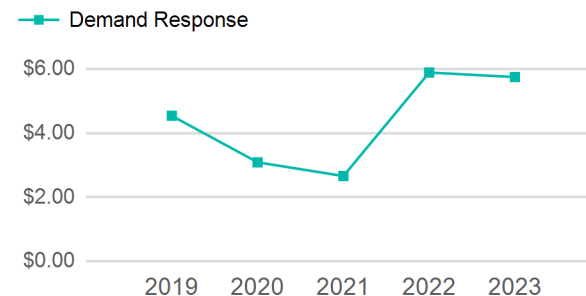
Metrics

Service Efficiency

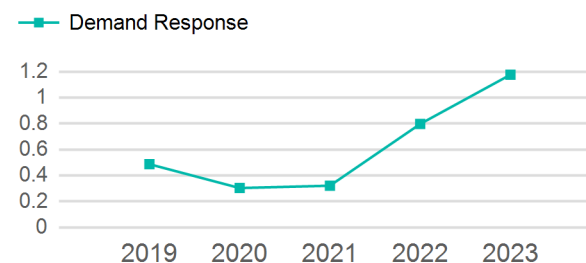
Service Effectiveness

Mode	OE per VRM	OE per VRH	UPT per VRM	UPT per VRH	OE per UPT
Demand Response	\$5.74	\$54.69	1.2	11.2	\$4.88
Total	\$5.74	\$54.69	1.2	11.2	\$4.88

Operating Expenses per Vehicle Revenue Mile



Unlinked Passenger Trip per Vehicle Revenue Mile



2023 Annual Agency Profile - Native Village of Unalakleet (NTD ID 00420)

2023 Funding Breakdown

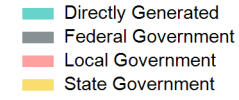
Summary of Operating Expenses (OE)

Mode	Operating Expenses	Fare Revenues
Demand Response	\$30,681	\$0
Total	\$30,681	\$0

Sources of Operating Funds Expended

Directly Generated	\$0
Federal Government	\$0
Local Government	\$0
State Government	\$30,681
Total Operating Funds Expended	\$30,681

Operating Funding Sources



Capital Funding Sources

Sources of Capital Funds Expended

Directly Generated	\$0
Federal Government	\$0
Local Government	\$0
State Government	\$0
Total Capital Funds Expended	\$0



2023 Asset Management

Transit Asset Management (TAM) Tier Tier II

TAM Sponsor NTD ID

Metrics

Mode	Average Fleet Age in Years
Demand Response	7.7