

2023 Annual Agency Profile - Noorvik Native Community (NTD ID 00462)

Mailing Address: Northwind Drive #2
Noorvik, AK

Website:

Geographic Coverage

Primary Urbanized/Rural Area Alaska Non-UZA

Other Areas Served:

Assets

Revenue Vehicles 1
Service Vehicles
Facilities

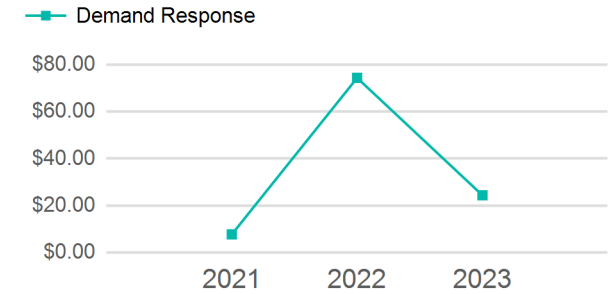
Service Consumed

Annual Unlinked Trips (UPT) 625

Service Supplied

Annual Vehicle Revenue Miles (VRM) 900
Annual Vehicle Revenue Hours (VRH) 325
Vehicles Operated in Maximum Service (VOMS) 1

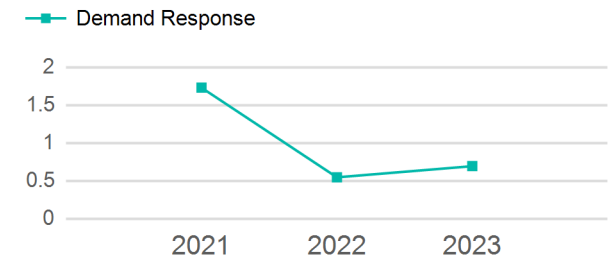
Operating Expenses per Vehicle Revenue Mile



Modal Characteristics

Mode	Annual Unlinked Passenger Trips	Directly Operated VOMS	Purchased Transportation VOMS	Annual Vehicle Revenue Miles	Annual Vehicle Revenue Hours
Demand Response	625	1	0	900	325
Total	625	1	0	900	325

Unlinked Passenger Trip per Vehicle Revenue Mile



Metrics

Mode	Service Efficiency		Service Effectiveness		
	OE per VRM	OE per VRH	UPT per VRM	UPT per VRH	OE per UPT
Demand Response	\$24.38	\$67.53	0.7	1.9	\$35.11
Total	\$24.38	\$67.53	0.7	1.9	\$35.11

2023 Annual Agency Profile - Noorvik Native Community (NTD ID 00462)

2023 Funding Breakdown

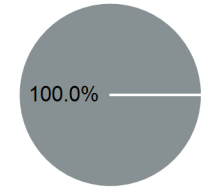
Summary of Operating Expenses (OE)

Mode	Operating Expenses	Fare Revenues
Demand Response	\$21,946	\$0
Total	\$21,946	\$0

Sources of Operating Funds Expended

Directly Generated	\$0
Federal Government	\$21,946
Local Government	\$0
State Government	\$0
Total Operating Funds Expended	\$21,946

Operating Funding Sources



Capital Funding Sources



Sources of Capital Funds Expended

Directly Generated	\$0
Federal Government	\$0
Local Government	\$0
State Government	\$0
Total Capital Funds Expended	\$0

2023 Asset Management

Transit Asset Management (TAM) Tier Tier II

TAM Sponsor NTD ID

Metrics

Mode	Average Fleet Age in Years
Demand Response	4.0