

2023 Annual Agency Profile - Petersburg Indian Association (NTD ID 00463)

Mailing Address: 15 N 12TH ST
PETERSBURG, AK

Website: <http://piatribal.org>

Geographic Coverage

Primary Urbanized/Rural Area Alaska Non-UZA

Other Areas Served:

Assets

Revenue Vehicles 1
Service Vehicles
Facilities

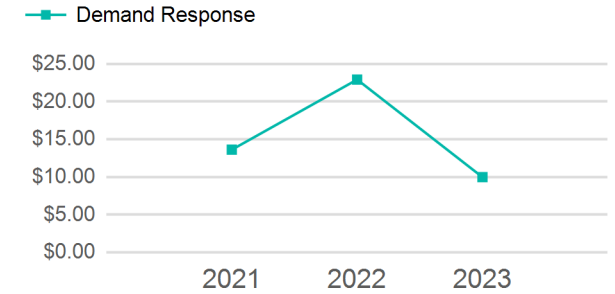
Service Consumed

Annual Unlinked Trips (UPT) 7,146

Service Supplied

Annual Vehicle Revenue Miles (VRM) 9,701
Annual Vehicle Revenue Hours (VRH) 812
Vehicles Operated in Maximum Service (VOMS) 1

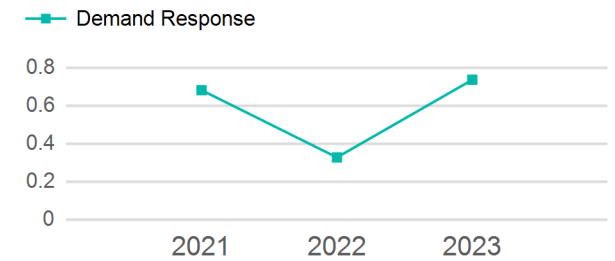
Operating Expenses per Vehicle Revenue Mile



Modal Characteristics

Mode	Annual Unlinked Passenger Trips	Directly Operated VOMS	Purchased Transportation VOMS	Annual Vehicle Revenue Miles	Annual Vehicle Revenue Hours
Demand Response	7,146	1	0	9,701	812
Total	7,146	1	0	9,701	812

Unlinked Passenger Trip per Vehicle Revenue Mile



Metrics

Service Efficiency

Service Effectiveness

Mode	OE per VRM	OE per VRH	UPT per VRM	UPT per VRH	OE per UPT
Demand Response	\$9.99	\$119.31	0.7	8.8	\$13.56
Total	\$9.99	\$119.31	0.7	8.8	\$13.56

2023 Annual Agency Profile - Petersburg Indian Association (NTD ID 00463)

2023 Funding Breakdown

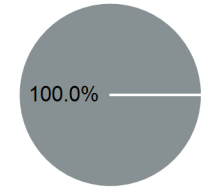
Summary of Operating Expenses (OE)

Mode	Operating Expenses	Fare Revenues
Demand Response	\$96,877	\$0
Total	\$96,877	\$0

Sources of Operating Funds Expended

Directly Generated	\$0
Federal Government	\$96,877
Local Government	\$0
State Government	\$0
Total Operating Funds Expended	\$96,877

Operating Funding Sources



Capital Funding Sources



Sources of Capital Funds Expended

Directly Generated	\$0
Federal Government	\$0
Local Government	\$0
State Government	\$0
Total Capital Funds Expended	\$0

2023 Asset Management

Transit Asset Management (TAM) Tier Tier II

TAM Sponsor NTD ID

Metrics

Mode	Average Fleet Age in Years
Demand Response	5.0