

2023 Annual Agency Profile - Regional Transportation Program, Inc. (NTD ID 10069)

Mailing Address: 1 LEDGEVIEW DR
WESTBROOK, ME

Website: <http://www.rtprides.org/>

Geographic Coverage

Primary Urbanized/Rural Area Portland, ME
Service Area Population 265,612
Service Area Sq. Miles 53
Other Areas Served:
 Maine Non-UZA

Assets

Revenue Vehicles 27
Service Vehicles
Facilities 1

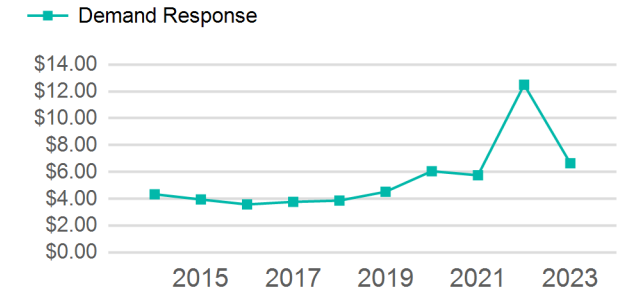
Service Consumed

Annual Unlinked Trips (UPT) 58,059

Service Supplied

Annual Vehicle Revenue Miles (VRM) 441,606
Annual Vehicle Revenue Hours (VRH) 30,312
Vehicles Operated in Maximum Service (VOMS) 22

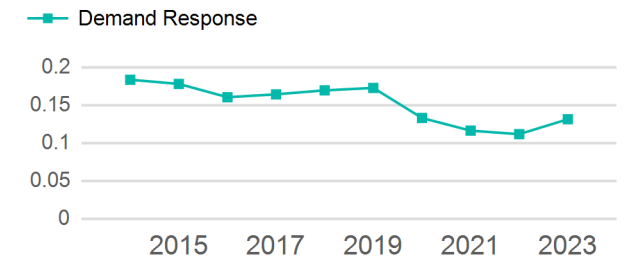
Operating Expenses per Vehicle Revenue Mile



Modal Characteristics

Mode	Annual Unlinked Passenger Trips	Directly Operated VOMS	Purchased Transportation VOMS	Annual Vehicle Revenue Miles	Annual Vehicle Revenue Hours
Demand Response	58,059	22	0	441,606	30,312
Total	58,059	22	0	441,606	30,312

Unlinked Passenger Trip per Vehicle Revenue Mile



Mode	Service Efficiency		Service Effectiveness		
	OE per VRM	OE per VRH	UPT per VRM	UPT per VRH	OE per UPT
Demand Response	\$6.66	\$97.00	0.1	1.9	\$50.65
Total	\$6.66	\$97.00	0.1	1.9	\$50.65

2023 Annual Agency Profile - Regional Transportation Program, Inc. (NTD ID 10069)

2023 Funding Breakdown

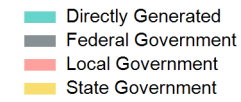
Summary of Operating Expenses (OE)

Mode	Operating Expenses	Fare Revenues
Demand Response	\$2,940,413	\$0
Total	\$2,940,413	\$0

Sources of Operating Funds Expended

Directly Generated	\$1,385,761
Federal Government	\$1,509,196
Local Government	\$45,456
State Government	\$0
Total Operating Funds Expended	\$2,940,413

Operating Funding Sources



Capital Funding Sources

Sources of Capital Funds Expended

Directly Generated	\$0
Federal Government	\$0
Local Government	\$0
State Government	\$0
Total Capital Funds Expended	\$0



2023 Asset Management

Transit Asset Management (TAM) Tier	Tier II	TAM Sponsor NTD ID	1R03
--	---------	---------------------------	------

Metrics

Mode	Average Fleet Age in Years
Demand Response	6.3