

2023 Annual Agency Profile - York County Community Action Corporation (NTD ID 10099)

Mailing Address: 6 SPRUCE ST
SANFORD, ME

Website: <https://yccac.org/transportation/>

Geographic Coverage

Primary Urbanized/Rural Area Portsmouth, NH--ME
Service Area Population 214,591
Service Area Sq. Miles 651
Other Areas Served:
 Dover--Rochester, NH--ME,Portland, ME,Maine Non-UZA

Assets

Revenue Vehicles 23
Service Vehicles
Facilities

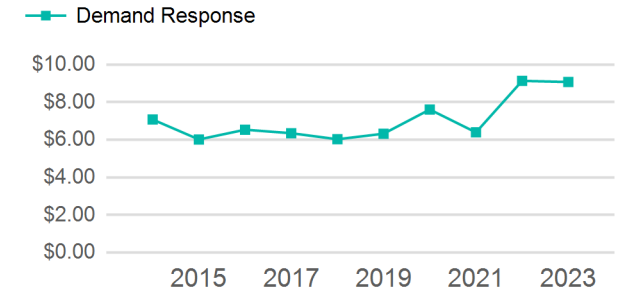
Service Consumed

Annual Unlinked Trips (UPT) 70,554

Service Supplied

Annual Vehicle Revenue Miles (VRM) 313,637
Annual Vehicle Revenue Hours (VRH) 16,254
Vehicles Operated in Maximum Service (VOMS) 14

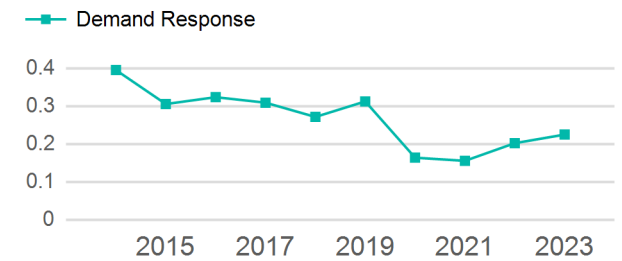
Operating Expenses per Vehicle Revenue Mile



Modal Characteristics

Mode	Annual Unlinked Passenger Trips	Directly Operated VOMS	Purchased Transportation VOMS	Annual Vehicle Revenue Miles	Annual Vehicle Revenue Hours
Demand Response	70,554	14	0	313,637	16,254
Total	70,554	14	0	313,637	16,254

Unlinked Passenger Trip per Vehicle Revenue Mile



Mode	Service Efficiency		Service Effectiveness		
	OE per VRM	OE per VRH	UPT per VRM	UPT per VRH	OE per UPT
Demand Response	\$9.07	\$175.03	0.2	4.3	\$40.32
Total	\$9.07	\$175.03	0.2	4.3	\$40.32

2023 Annual Agency Profile - York County Community Action Corporation (NTD ID 10099)

2023 Funding Breakdown

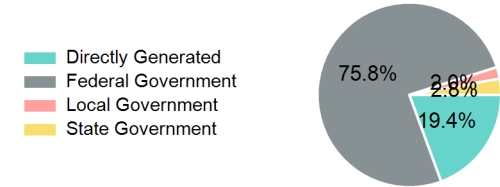
Summary of Operating Expenses (OE)

Mode	Operating Expenses	Fare Revenues
Demand Response	\$2,844,898	\$0
Total	\$2,844,898	\$0


Sources of Operating Funds Expended

Directly Generated	\$552,323
Federal Government	\$2,162,075
Local Government	\$58,400
State Government	\$80,074
Total Operating Funds Expended	\$2,852,872

Operating Funding Sources



Capital Funding Sources



Sources of Capital Funds Expended

Directly Generated	\$13,134
Federal Government	\$58,325
Local Government	\$0
State Government	\$0
Total Capital Funds Expended	\$71,459

2023 Asset Management

Transit Asset Management (TAM) Tier	Tier II	TAM Sponsor NTD ID	1R03
--	---------	---------------------------	------

Metrics

Mode	Average Fleet Age in Years
Demand Response	7.0