

# 2023 Annual Agency Profile - University Of New Hampshire (NTD ID 10119)

Mailing Address: 51 COLLEGE RD  
DURHAM, NH

Website: <http://www.unh.edu/transportation/>

## Geographic Coverage

Primary Urbanized/Rural Area: Dover--Rochester, NH--ME  
 Service Area Population: 79,000  
 Service Area Sq. Miles: 51  
 Other Areas Served:  
 Portsmouth, NH--ME, New Hampshire Non-UZA

## Assets

Revenue Vehicles: 32  
 Service Vehicles: 1  
 Facilities: 2

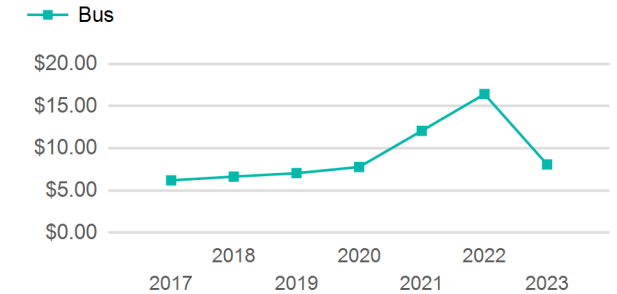
## Service Consumed

Annual Unlinked Trips (UPT): 543,185

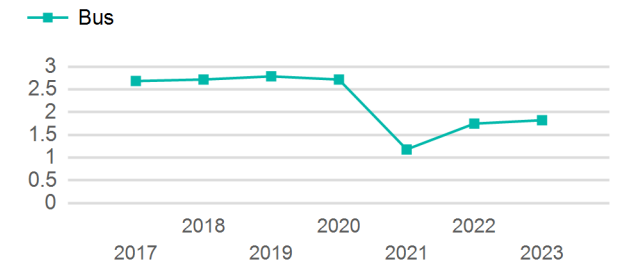
## Service Supplied

Annual Vehicle Revenue Miles (VRM): 298,029  
 Annual Vehicle Revenue Hours (VRH): 20,480  
 Vehicles Operated in Maximum Service (VOMS): 16

## Operating Expenses per Vehicle Revenue Mile



## Unlinked Passenger Trip per Vehicle Revenue Mile



## Modal Characteristics

Mode	Annual Unlinked Passenger Trips	Directly Operated VOMS	Purchased Transportation VOMS	Annual Vehicle Revenue Miles	Annual Vehicle Revenue Hours
Bus	543,185	16	0	298,029	20,480
<b>Total</b>	<b>543,185</b>	<b>16</b>	<b>0</b>	<b>298,029</b>	<b>20,480</b>

## Metrics

### Service Efficiency

### Service Effectiveness

Mode	OE per VRM	OE per VRH	UPT per VRM	UPT per VRH	OE per UPT
Bus	\$8.09	\$117.77	1.8	26.5	\$4.44
<b>Total</b>	<b>\$8.09</b>	<b>\$117.77</b>	<b>1.8</b>	<b>26.5</b>	<b>\$4.44</b>

# 2023 Annual Agency Profile - University Of New Hampshire (NTD ID 10119)

## 2023 Funding Breakdown

### Summary of Operating Expenses (OE)

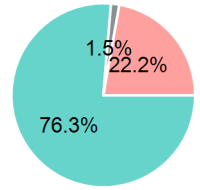
Mode	Operating Expenses	Fare Revenues
Bus	\$2,412,007	\$0
<b>Total</b>	<b>\$2,412,007</b>	<b>\$0</b>

### Sources of Operating Funds Expended

Directly Generated	\$1,841,353
Federal Government	\$35,355
Local Government	\$535,299
State Government	\$0
<b>Total Operating Funds Expended</b>	<b>\$2,412,007</b>

### Operating Funding Sources

- Directly Generated
- Federal Government
- Local Government
- State Government



### Capital Funding Sources

- Directly Generated
- Federal Government
- Local Government
- State Government

### Sources of Capital Funds Expended

Directly Generated	\$0
Federal Government	\$0
Local Government	\$0
State Government	\$0
<b>Total Capital Funds Expended</b>	<b>\$0</b>

## 2023 Asset Management

Transit Asset Management (TAM) Tier Tier II

TAM Sponsor NTD ID

### Metrics

Mode	Average Fleet Age in Years
Bus	10.1