

2023 Annual Agency Profile - Rural Community Transportation (NTD ID 10148)

Mailing Address:

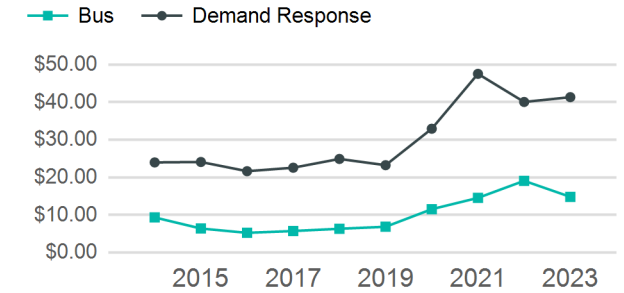
, VT

Website: <http://www.riderct.org>

Service Consumed

Annual Unlinked Trips (UPT) 165,554

Operating Expenses per Vehicle Revenue Mile



Assets

Revenue Vehicles	36
Service Vehicles	2
Facilities	1

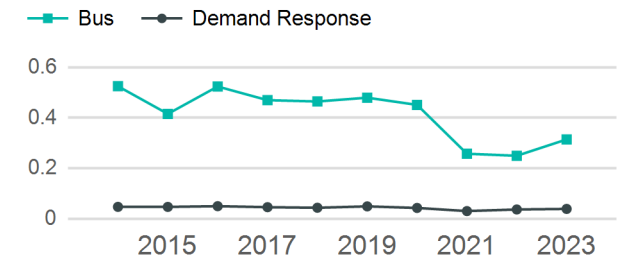
Service Supplied

Annual Vehicle Revenue Miles (VRM)	2,926,490
Annual Vehicle Revenue Hours (VRH)	91,415
Vehicles Operated in Maximum Service (VOMS)	68

Modal Characteristics

Mode	Annual Unlinked Passenger Trips	Directly Operated VOMS	Purchased Transportation VOMS	Annual Vehicle Revenue Miles	Annual Vehicle Revenue Hours
Demand Response	100,430	57	1	2,576,248	72,716
Bus	46,986	4	0	149,483	10,883
Commuter Bus	18,138	6	0	200,759	7,816
Total	165,554	67	1	2,926,490	91,415

Unlinked Passenger Trip per Vehicle Revenue Mile



Metrics

Service Efficiency

Service Effectiveness

Mode	OE per VRM	OE per VRH	UPT per VRM	UPT per VRH	OE per UPT
Demand Response	\$1.61	\$57.08	0.0	1.4	\$41.33
Bus	\$4.66	\$64.02	0.3	4.3	\$14.83
Commuter Bus	\$4.04	\$103.77	0.1	2.3	\$44.71
Total	\$1.93	\$61.90	0.1	1.8	\$34.18

2023 Annual Agency Profile - Rural Community Transportation (NTD ID 10148)

2023 Funding Breakdown

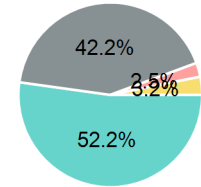
Summary of Operating Expenses (OE)

Mode	Operating Expenses	Fare Revenues
Demand Response	\$4,150,503	\$0
Bus	\$696,734	\$0
Commuter Bus	\$811,028	\$0
Total	\$5,658,265	\$0

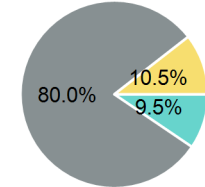
Sources of Operating Funds Expended

Directly Generated	\$2,952,940
Federal Government	\$2,387,398
Local Government	\$139,083
State Government	\$178,844
Total Operating Funds Expended	\$5,658,265

Operating Funding Sources



Capital Funding Sources



Sources of Capital Funds Expended

Directly Generated	\$23,361
Federal Government	\$197,217
Local Government	\$0
State Government	\$25,943
Total Capital Funds Expended	\$246,521

2023 Asset Management

Transit Asset Management (TAM) Tier	Tier II	TAM Sponsor NTD ID	1R06
--	---------	---------------------------	------

Metrics

Mode	Average Fleet Age in Years
Demand Response	4.6
Bus	5.3
Commuter Bus	3.9