

# 2023 Annual Agency Profile - Town of Cranberry Isles (NTD ID 10153)

**Mailing Address:** 61 MAIN ST  
ISLESFORD, ME

**Website:** <https://www.cranberryisles-me.gov/public-services/transportation/>

## Service Consumed

Annual Unlinked Trips (UPT) 3,784

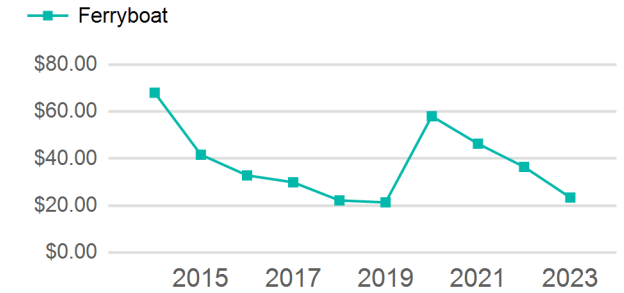
## Assets

Revenue Vehicles 3  
Service Vehicles  
Facilities 4

## Service Supplied

Annual Vehicle Revenue Miles (VRM) 3,920  
Annual Vehicle Revenue Hours (VRH) 618  
Vehicles Operated in Maximum Service (VOMS) 3

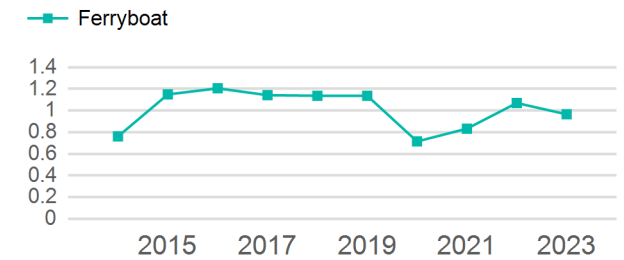
## Operating Expenses per Vehicle Revenue Mile



## Modal Characteristics

Mode	Annual Unlinked Passenger Trips	Directly Operated VOMS	Purchased Transportation VOMS	Annual Vehicle Revenue Miles	Annual Vehicle Revenue Hours
Ferryboat	3,784	0	3	3,920	618
<b>Total</b>	<b>3,784</b>	<b>0</b>	<b>3</b>	<b>3,920</b>	<b>618</b>

## Unlinked Passenger Trip per Vehicle Revenue Mile



Mode	Service Efficiency		Service Effectiveness		
	OE per VRM	OE per VRH	UPT per VRM	UPT per VRH	OE per UPT
Ferryboat	\$22.60	\$143.36	1.0	6.1	\$23.41
<b>Total</b>	<b>\$22.60</b>	<b>\$143.36</b>	<b>1.0</b>	<b>6.1</b>	<b>\$23.41</b>

# 2023 Annual Agency Profile - Town of Cranberry Isles (NTD ID 10153)

## 2023 Funding Breakdown

### Summary of Operating Expenses (OE)

Mode	Operating Expenses	Fare Revenues
Ferryboat	\$88,595	\$0
<b>Total</b>	<b>\$88,595</b>	<b>\$0</b>

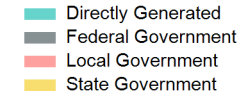
### Sources of Operating Funds Expended

Directly Generated	\$28,398
Federal Government	\$60,197
Local Government	\$0
State Government	\$0
<b>Total Operating Funds Expended</b>	<b>\$88,595</b>

### Operating Funding Sources



### Capital Funding Sources



### Sources of Capital Funds Expended

Directly Generated	\$0
Federal Government	\$0
Local Government	\$0
State Government	\$0
<b>Total Capital Funds Expended</b>	<b>\$0</b>

## 2023 Asset Management

<b>Transit Asset Management (TAM) Tier</b>	Tier II	<b>TAM Sponsor NTD ID</b>	1R03
--	---------	---------------------------	------

### Metrics

Mode	Average Fleet Age in Years
Ferryboat	51.3