

# 2023 Annual Agency Profile - Marble Valley Regional Transit District (NTD ID 10154)

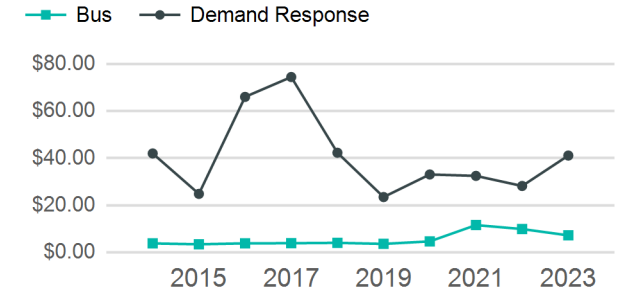
Mailing Address: 165 SPRUCE ST  
RUTLAND, VT

Website: <http://www.thebus.com/>

## Service Consumed

Annual Unlinked Trips (UPT) 585,410

## Operating Expenses per Vehicle Revenue Mile



## Assets

|                  |    |
|------------------|----|
| Revenue Vehicles | 60 |
| Service Vehicles | 3  |
| Facilities       | 3  |

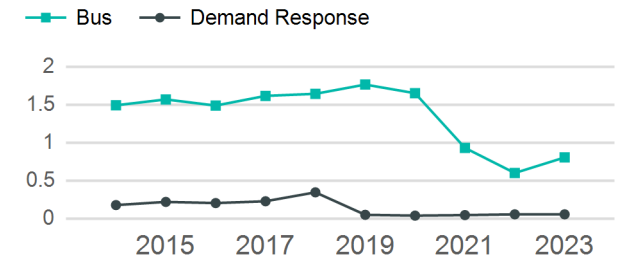
## Service Supplied

|   |           |
|---|-----------|
| Annual Vehicle Revenue Miles (VRM)          | 1,643,163 |
| Annual Vehicle Revenue Hours (VRH)          | 83,768    |
| Vehicles Operated in Maximum Service (VOMS) | 65        |

## Modal Characteristics

| Mode            | Annual Unlinked Passenger Trips | Directly Operated VOMS | Purchased Transportation VOMS | Annual Vehicle Revenue Miles | Annual Vehicle Revenue Hours |
|-----------------|---------------------------------|------------------------|-------------------------------|------------------------------|------------------------------|
| Bus             | 530,487                         | 28                     | 0                             | 658,888                      | 40,763                       |
| Demand Response | 54,923                          | 37                     | 0                             | 984,275                      | 43,005                       |
| <b>Total</b>    | <b>585,410</b>                  | <b>65</b>              | <b>0</b>                      | <b>1,643,163</b>             | <b>83,768</b>                |

## Unlinked Passenger Trip per Vehicle Revenue Mile



## Metrics

### Service Efficiency

### Service Effectiveness

| Mode            | OE per VRM    | OE per VRH     | UPT per VRM | UPT per VRH | OE per UPT     |
|-----------------|---------------|----------------|-------------|-------------|----------------|
| Bus             | \$5.84        | \$94.38        | 0.8         | 13.0        | \$7.25         |
| Demand Response | \$2.29        | \$52.51        | 0.1         | 1.3         | \$41.11        |
| <b>Total</b>    | <b>\$3.72</b> | <b>\$72.88</b> | <b>0.4</b>  | <b>7.0</b>  | <b>\$10.43</b> |

# 2023 Annual Agency Profile - Marble Valley Regional Transit District (NTD ID 10154)

## 2023 Funding Breakdown

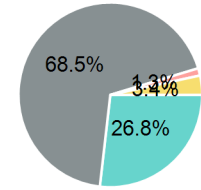
### Summary of Operating Expenses (OE)

| Mode            | Operating Expenses | Fare Revenues |
|-----------------|--------------------|---------------|
| Bus             | \$3,847,220        | \$0           |
| Demand Response | \$2,258,019        | \$0           |
| <b>Total</b>    | <b>\$6,105,239</b> | <b>\$0</b>    |

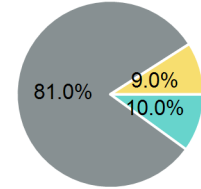
### Sources of Operating Funds Expended

|                                       |                    |
|---------------------------------------|--------------------|
| Directly Generated                    | \$1,637,983        |
| Federal Government                    | \$4,183,294        |
| Local Government                      | \$78,340           |
| State Government                      | \$205,622          |
| <b>Total Operating Funds Expended</b> | <b>\$6,105,239</b> |

### Operating Funding Sources



### Capital Funding Sources



### Sources of Capital Funds Expended

|                                     |                    |
|-------------------------------------|--------------------|
| Directly Generated                  | \$279,840          |
| Federal Government                  | \$2,265,692        |
| Local Government                    | \$0                |
| State Government                    | \$252,864          |
| <b>Total Capital Funds Expended</b> | <b>\$2,798,396</b> |

## 2023 Asset Management

|                                     |         |                    |      |
|-------------------------------------|---------|--------------------|------|
| Transit Asset Management (TAM) Tier | Tier II | TAM Sponsor NTD ID | 1R06 |
|-------------------------------------|---------|--------------------|------|

### Metrics

| Mode            | Average Fleet Age in Years |
|-----------------|----------------------------|
| Bus             | 7.4                        |
| Demand Response | 5.0                        |