

2023 Annual Agency Profile - Kennebec Valley Community Action Program (NTD ID 10155)

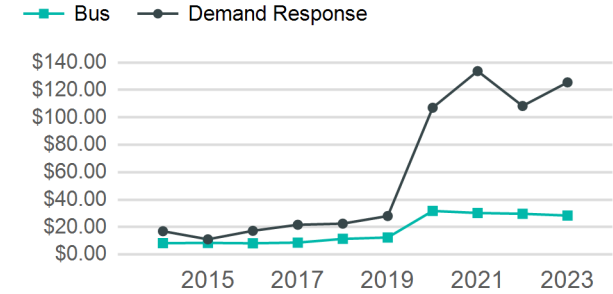
Mailing Address: 101 WATER ST
WATERVILLE, ME

Website: <http://www.kvcap.org>

Service Consumed

Annual Unlinked Trips (UPT) 127,892

Operating Expenses per Vehicle Revenue Mile



Assets

Revenue Vehicles 68
Service Vehicles
Facilities

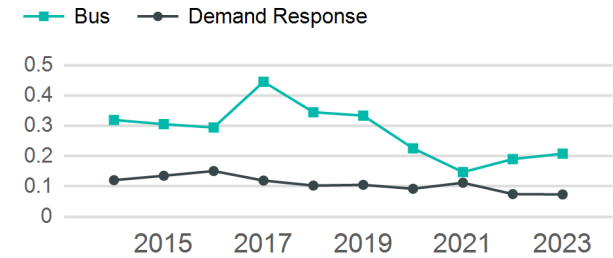
Service Supplied

Annual Vehicle Revenue Miles (VRM) 1,382,233
Annual Vehicle Revenue Hours (VRH) 71,328
Vehicles Operated in Maximum Service (VOMS) 46

Modal Characteristics

Mode	Annual Unlinked Passenger Trips	Directly Operated VOMS	Purchased Transportation VOMS	Annual Vehicle Revenue Miles	Annual Vehicle Revenue Hours
Demand Response	87,629	37	0	1,188,729	55,905
Bus	40,263	9	0	193,504	15,423
Total	127,892	46	0	1,382,233	71,328

Unlinked Passenger Trip per Vehicle Revenue Mile



Metrics

Service Efficiency

Service Effectiveness

Mode	OE per VRM	OE per VRH	UPT per VRM	UPT per VRH	OE per UPT
Demand Response	\$9.25	\$196.79	0.1	1.6	\$125.55
Bus	\$5.92	\$74.24	0.2	2.6	\$28.44
Total	\$8.79	\$170.29	0.1	1.8	\$94.98

2023 Annual Agency Profile - Kennebec Valley Community Action Program (NTD ID 10155)

2023 Funding Breakdown

Summary of Operating Expenses (OE)

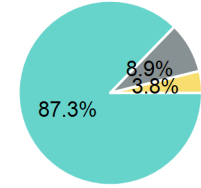
Mode	Operating Expenses	Fare Revenues
Demand Response	\$11,001,667	\$0
Bus	\$1,144,940	\$0
Total	\$12,146,607	\$0

Sources of Operating Funds Expended

Directly Generated	\$10,603,560
Federal Government	\$1,081,667
Local Government	\$0
State Government	\$461,380
Total Operating Funds Expended	\$12,146,607

Operating Funding Sources

■ Directly Generated
■ Federal Government
■ Local Government
■ State Government

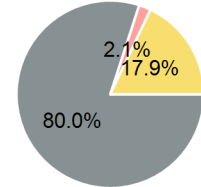


Sources of Capital Funds Expended

Directly Generated	\$0
Federal Government	\$319,800
Local Government	\$8,250
State Government	\$71,700
Total Capital Funds Expended	\$399,750

Capital Funding Sources

■ Directly Generated
■ Federal Government
■ Local Government
■ State Government



2023 Asset Management

Transit Asset Management (TAM) Tier: Tier II TAM Sponsor NTD ID: 1R03

Metrics

Mode	Average Fleet Age in Years
Demand Response	5.8
Bus	4.1