

2023 Annual Agency Profile - Waldo Community Action Partners (NTD ID 10169)

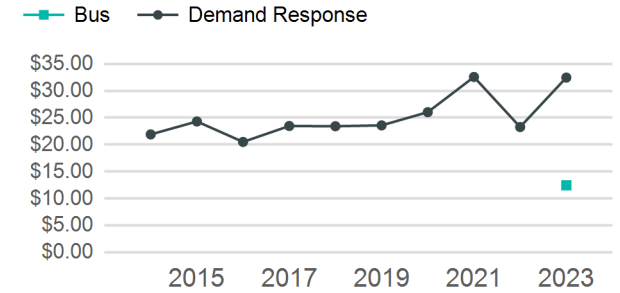
Mailing Address: 9 FIELD ST
BELFAST, ME

Website: <https://waldocap.org/public-transportation/>

Service Consumed

Annual Unlinked Trips (UPT) 55,168

Operating Expenses per Vehicle Revenue Mile



Assets

Revenue Vehicles 35
Service Vehicles
Facilities

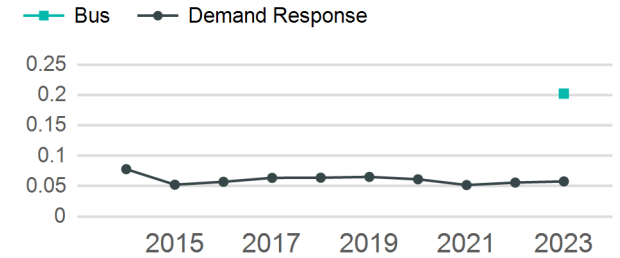
Service Supplied

Annual Vehicle Revenue Miles (VRM) 930,364
Annual Vehicle Revenue Hours (VRH) 45,214
Vehicles Operated in Maximum Service (VOMS) 28

Modal Characteristics

Mode	Annual Unlinked Passenger Trips	Directly Operated VOMS	Purchased Transportation VOMS	Annual Vehicle Revenue Miles	Annual Vehicle Revenue Hours
Demand Response	53,342	25	0	921,345	44,430
Bus	1,826	3	0	9,019	784
Total	55,168	28	0	930,364	45,214

Unlinked Passenger Trip per Vehicle Revenue Mile



Metrics

Service Efficiency

Service Effectiveness

Mode	OE per VRM	OE per VRH	UPT per VRM	UPT per VRH	OE per UPT
Demand Response	\$1.88	\$38.97	0.1	1.2	\$32.46
Bus	\$2.52	\$28.99	0.2	2.3	\$12.45
Total	\$1.89	\$38.79	0.1	1.2	\$31.80

2023 Annual Agency Profile - Waldo Community Action Partners (NTD ID 10169)

2023 Funding Breakdown

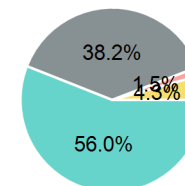
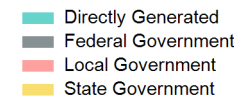
Summary of Operating Expenses (OE)

Mode	Operating Expenses	Fare Revenues
Demand Response	\$1,731,347	\$0
Bus	\$22,725	\$0
Total	\$1,754,072	\$0

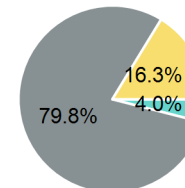
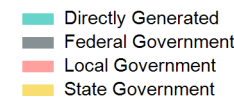
Sources of Operating Funds Expended

Directly Generated	\$981,630
Federal Government	\$670,630
Local Government	\$26,500
State Government	\$75,312
Total Operating Funds Expended	\$1,754,072

Operating Funding Sources



Capital Funding Sources



Sources of Capital Funds Expended

Directly Generated	\$10,729
Federal Government	\$215,703
Local Government	\$0
State Government	\$43,976
Total Capital Funds Expended	\$270,408

2023 Asset Management

Transit Asset Management (TAM) Tier	Tier II	TAM Sponsor NTD ID	1R03
--	---------	---------------------------	------

Metrics

Mode	Average Fleet Age in Years
Demand Response	5.8
Bus	4.0