

2023 Annual Agency Profile - Tri-County CAP, Inc./Carroll County Transit (NTD ID 10170)

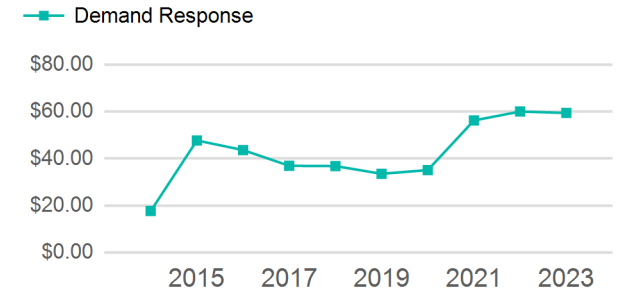
Mailing Address: 30 Exchange St
Berlin, NH

Website: www.tricountytransit.org

Service Consumed

Annual Unlinked Trips (UPT) 4,034

Operating Expenses per Vehicle Revenue Mile



Assets

Revenue Vehicles 2
Service Vehicles
Facilities 1

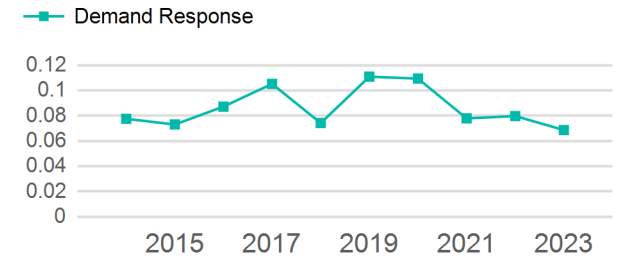
Service Supplied

Annual Vehicle Revenue Miles (VRM) 58,692
Annual Vehicle Revenue Hours (VRH) 4,104
Vehicles Operated in Maximum Service (VOMS) 2

Modal Characteristics

Mode	Annual Unlinked Passenger Trips	Directly Operated VOMS	Purchased Transportation VOMS	Annual Vehicle Revenue Miles	Annual Vehicle Revenue Hours
Demand Response	4,034	2	0	58,692	4,104
Total	4,034	2	0	58,692	4,104

Unlinked Passenger Trip per Vehicle Revenue Mile



Metrics

Service Efficiency

Service Effectiveness

Mode	OE per VRM	OE per VRH	UPT per VRM	UPT per VRH	OE per UPT
Demand Response	\$4.08	\$58.39	0.1	1.0	\$59.40
Total	\$4.08	\$58.39	0.1	1.0	\$59.40

2023 Annual Agency Profile - Tri-County CAP, Inc./Carroll County Transit (NTD ID 10170)

2023 Funding Breakdown

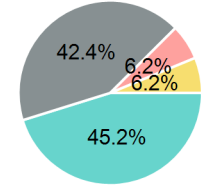
Summary of Operating Expenses (OE)

Mode	Operating Expenses	Fare Revenues
Demand Response	\$239,638	\$0
Total	\$239,638	\$0

Sources of Operating Funds Expended

Directly Generated	\$108,364
Federal Government	\$101,512
Local Government	\$14,925
State Government	\$14,837
Total Operating Funds Expended	\$239,638

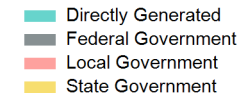
Operating Funding Sources



Capital Funding Sources

Sources of Capital Funds Expended

Directly Generated	\$0
Federal Government	\$0
Local Government	\$0
State Government	\$0
Total Capital Funds Expended	\$0



2023 Asset Management

Transit Asset Management (TAM) Tier	Tier II	TAM Sponsor NTD ID	1R04
--	---------	---------------------------	------

Metrics

Mode	Average Fleet Age in Years
Demand Response	3.0