

# 2023 Annual Agency Profile - West's Transportation, Inc. (NTD ID 10177)

Mailing Address: 79 PIGEON HILL RD  
STEUBEN, ME

Website: <http://westbuservice.com/>

## Service Consumed

Annual Unlinked Trips (UPT) 5,025

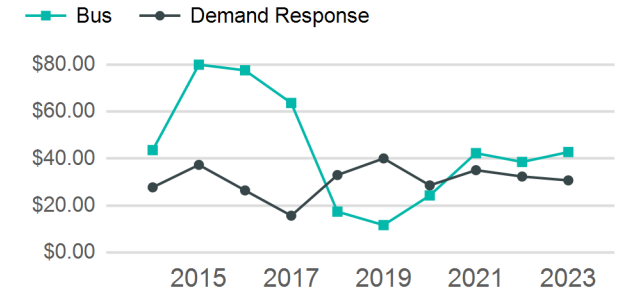
## Assets

Revenue Vehicles 9  
Service Vehicles  
Facilities

## Service Supplied

Annual Vehicle Revenue Miles (VRM) 74,440  
Annual Vehicle Revenue Hours (VRH) 3,356  
Vehicles Operated in Maximum Service (VOMS) 8

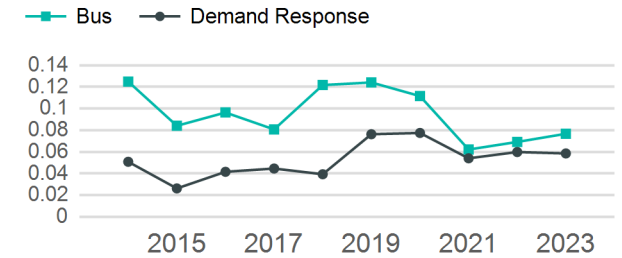
## Operating Expenses per Vehicle Revenue Mile



## Modal Characteristics

Mode	Annual Unlinked Passenger Trips	Directly Operated VOMS	Purchased Transportation VOMS	Annual Vehicle Revenue Miles	Annual Vehicle Revenue Hours
Bus	2,819	2	0	36,750	1,620
Demand Response	2,206	6	0	37,690	1,736
<b>Total</b>	<b>5,025</b>	<b>8</b>	<b>0</b>	<b>74,440</b>	<b>3,356</b>

## Unlinked Passenger Trip per Vehicle Revenue Mile



Mode	Service Efficiency		Service Effectiveness		
	OE per VRM	OE per VRH	UPT per VRM	UPT per VRH	OE per UPT
Bus	\$3.28	\$74.41	0.1	1.7	\$42.76
Demand Response	\$1.80	\$39.06	0.1	1.3	\$30.74
<b>Total</b>	<b>\$2.53</b>	<b>\$56.12</b>	<b>0.1</b>	<b>1.5</b>	<b>\$37.48</b>

# 2023 Annual Agency Profile - West's Transportation, Inc. (NTD ID 10177)

## 2023 Funding Breakdown

### Summary of Operating Expenses (OE)

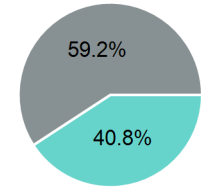
Mode	Operating Expenses	Fare Revenues
Bus	\$120,541	\$0
Demand Response	\$67,805	\$0
<b>Total</b>	<b>\$188,346</b>	<b>\$0</b>

### Sources of Operating Funds Expended

Directly Generated	\$76,908
Federal Government	\$111,438
Local Government	\$0
State Government	\$0
<b>Total Operating Funds Expended</b>	<b>\$188,346</b>

### Operating Funding Sources

- Directly Generated
- Federal Government
- Local Government
- State Government



### Capital Funding Sources

- Directly Generated
- Federal Government
- Local Government
- State Government

### Sources of Capital Funds Expended

Directly Generated	\$0
Federal Government	\$0
Local Government	\$0
State Government	\$0
<b>Total Capital Funds Expended</b>	<b>\$0</b>

## 2023 Asset Management

Transit Asset Management (TAM) Tier: Tier II TAM Sponsor NTD ID: 1R03

### Metrics

Mode	Average Fleet Age in Years
Bus	7.7
Demand Response	9.8