

2023 Annual Agency Profile - Mission Hill Link, Inc. (NTD ID 10182)

Mailing Address: 1534 TREMONT ST.
BOSTON, MA

Website:

Geographic Coverage

Primary Urbanized/Rural Area: Boston, MA--NH
 Service Area Population: 24,237
 Service Area Sq. Miles: 10
 Other Areas Served:

Service Consumed

Annual Unlinked Trips (UPT): 6,228

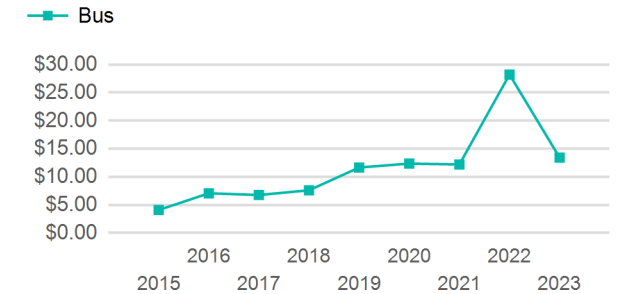
Assets

Revenue Vehicles: 1
 Service Vehicles:
 Facilities:

Service Supplied

Annual Vehicle Revenue Miles (VRM): 11,430
 Annual Vehicle Revenue Hours (VRH): 2,313
 Vehicles Operated in Maximum Service (VOMS): 1

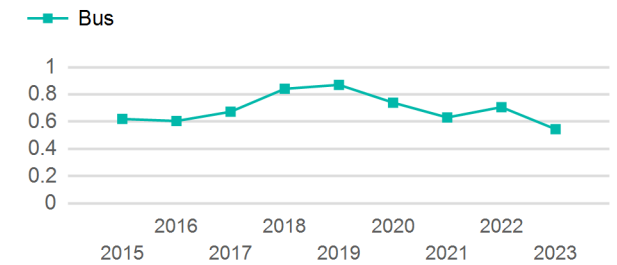
Operating Expenses per Vehicle Revenue Mile



Modal Characteristics

Mode	Annual Unlinked Passenger Trips	Directly Operated VOMS	Purchased Transportation VOMS	Annual Vehicle Revenue Miles	Annual Vehicle Revenue Hours
Bus	6,228	0	1	11,430	2,313
Total	6,228	0	1	11,430	2,313

Unlinked Passenger Trip per Vehicle Revenue Mile



Mode	Service Efficiency		Service Effectiveness		
	OE per VRM	OE per VRH	UPT per VRM	UPT per VRH	OE per UPT
Bus	\$13.41	\$66.28	0.5	2.7	\$24.62
Total	\$13.41	\$66.28	0.5	2.7	\$24.62

2023 Annual Agency Profile - Mission Hill Link, Inc. (NTD ID 10182)

2023 Funding Breakdown

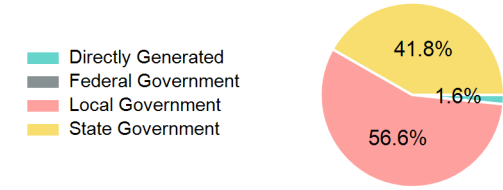
Summary of Operating Expenses (OE)

Mode	Operating Expenses	Fare Revenues
Bus	\$153,313	\$0
Total	\$153,313	\$0

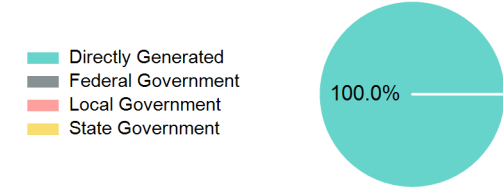
Sources of Operating Funds Expended

Directly Generated	\$2,537
Federal Government	\$0
Local Government	\$88,111
State Government	\$64,997
Total Operating Funds Expended	\$155,645

Operating Funding Sources



Capital Funding Sources



Sources of Capital Funds Expended

Directly Generated	\$2,200
Federal Government	\$0
Local Government	\$0
State Government	\$0
Total Capital Funds Expended	\$2,200

2023 Asset Management

Transit Asset Management (TAM) Tier Tier II

TAM Sponsor NTD ID

Metrics

Mode	Average Fleet Age in Years
Bus	10.0