

# 2023 Annual Agency Profile - Southwestern Community Services Transportation (NTD ID 11156)

Mailing Address: 63 COMMUNITY WAY  
KEENE, NH

Website: www.scshehelps.org

## Service Consumed

Annual Unlinked Trips (UPT) 30,716

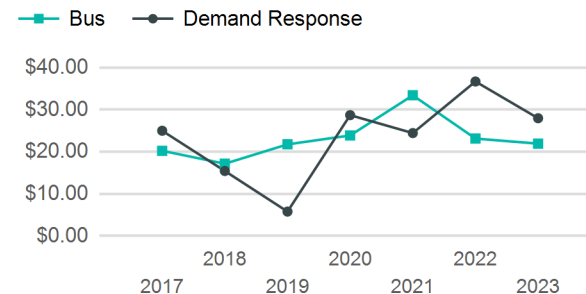
## Assets

Revenue Vehicles 10  
Service Vehicles  
Facilities

## Service Supplied

Annual Vehicle Revenue Miles (VRM) 156,681  
Annual Vehicle Revenue Hours (VRH) 3,104  
Vehicles Operated in Maximum Service (VOMS) 7

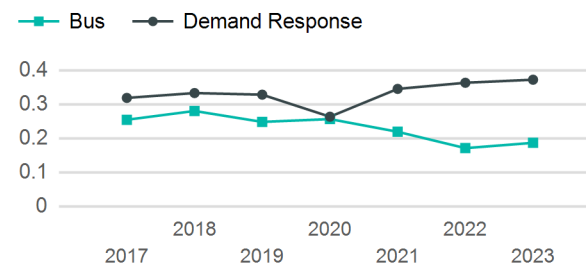
## Operating Expenses per Vehicle Revenue Mile



## Modal Characteristics

Mode	Annual Unlinked Passenger Trips	Directly Operated VOMS	Purchased Transportation VOMS	Annual Vehicle Revenue Miles	Annual Vehicle Revenue Hours
Bus	27,757	5	0	148,735	2,511
Demand Response	2,959	2	0	7,946	593
<b>Total</b>	<b>30,716</b>	<b>7</b>	<b>0</b>	<b>156,681</b>	<b>3,104</b>

## Unlinked Passenger Trip per Vehicle Revenue Mile



## Metrics

### Service Efficiency

### Service Effectiveness

Mode	OE per VRM	OE per VRH	UPT per VRM	UPT per VRH	OE per UPT
Bus	\$4.09	\$242.44	0.2	11.1	\$21.93
Demand Response	\$10.42	\$139.56	0.4	5.0	\$27.97
<b>Total</b>	<b>\$4.41</b>	<b>\$222.79</b>	<b>0.2</b>	<b>9.9</b>	<b>\$22.51</b>

# 2023 Annual Agency Profile - Southwestern Community Services Transportation (NTD ID 11156)

## 2023 Funding Breakdown

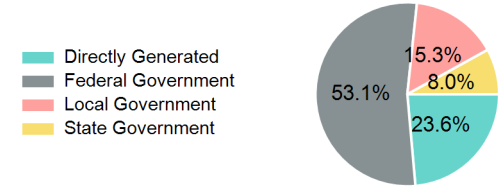
### Summary of Operating Expenses (OE)

Mode	Operating Expenses	Fare Revenues
Bus	\$608,778	\$0
Demand Response	\$82,761	\$0
<b>Total</b>	<b>\$691,539</b>	<b>\$0</b>

### Sources of Operating Funds Expended

Directly Generated	\$163,142
Federal Government	\$367,144
Local Government	\$105,750
State Government	\$55,503
<b>Total Operating Funds Expended</b>	<b>\$691,539</b>

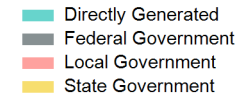
### Operating Funding Sources



### Capital Funding Sources

### Sources of Capital Funds Expended

Directly Generated	\$0
Federal Government	\$0
Local Government	\$0
State Government	\$0
<b>Total Capital Funds Expended</b>	<b>\$0</b>



## 2023 Asset Management

<b>Transit Asset Management (TAM) Tier</b>	Tier II	<b>TAM Sponsor NTD ID</b>	1R04
--	---------	---------------------------	------

### Metrics

Mode	Average Fleet Age in Years
Bus	4.6
Demand Response	5.0