

2023 Annual Agency Profile - Peter Pan Bus Lines (NTD ID 11160)

Mailing Address: 1 PETER PAN WAY
SPRINGFIELD, MA

Website: www.peterpanbus.com

Geographic Coverage

Primary Urbanized/Rural Area Boston, MA--NH
Service Area Population 5,047,998
Service Area Sq. Miles 2,099

Other Areas Served:
Springfield, MA--CT,Massachusetts Non-UZA,Barnstable Town, MA

Assets

Revenue Vehicles 29
Service Vehicles 1
Facilities 10

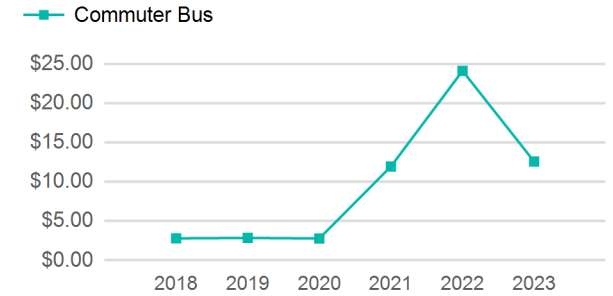
Service Consumed

Annual Unlinked Trips (UPT) 162,908

Service Supplied

Annual Vehicle Revenue Miles (VRM) 377,609
Annual Vehicle Revenue Hours (VRH) 10,003
Vehicles Operated in Maximum Service (VOMS) 8

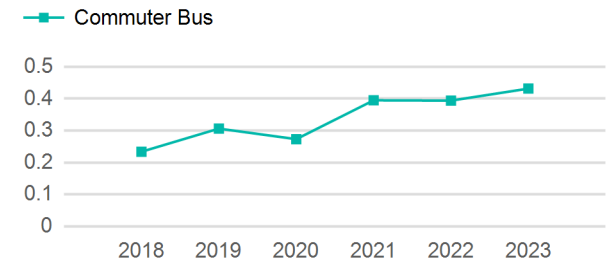
Operating Expenses per Vehicle Revenue Mile



Modal Characteristics

Mode	Annual Unlinked Passenger Trips	Directly Operated VOMS	Purchased Transportation VOMS	Annual Vehicle Revenue Miles	Annual Vehicle Revenue Hours
Commuter Bus	162,908	8	0	377,609	10,003
Total	162,908	8	0	377,609	10,003

Unlinked Passenger Trip per Vehicle Revenue Mile



Mode	Service Efficiency		Service Effectiveness		
	OE per VRM	OE per VRH	UPT per VRM	UPT per VRH	OE per UPT
Commuter Bus	\$12.57	\$474.37	0.4	16.3	\$29.13
Total	\$12.57	\$474.37	0.4	16.3	\$29.13

2023 Annual Agency Profile - Peter Pan Bus Lines (NTD ID 11160)

2023 Funding Breakdown

Summary of Operating Expenses (OE)

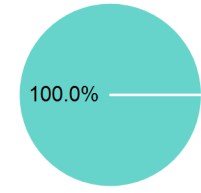
Mode	Operating Expenses	Fare Revenues
Commuter Bus	\$4,745,111	\$0
Total	\$4,745,111	\$0

Sources of Operating Funds Expended

Directly Generated	\$4,745,111
Federal Government	\$0
Local Government	\$0
State Government	\$0
Total Operating Funds Expended	\$4,745,111

Operating Funding Sources

- Directly Generated
- Federal Government
- Local Government
- State Government



Capital Funding Sources

- Directly Generated
- Federal Government
- Local Government
- State Government

Sources of Capital Funds Expended

Directly Generated	\$0
Federal Government	\$0
Local Government	\$0
State Government	\$0
Total Capital Funds Expended	\$0

2023 Asset Management

Transit Asset Management (TAM) Tier Tier II

TAM Sponsor NTD ID

Metrics

Mode	Average Fleet Age in Years
Commuter Bus	10.4