

2023 Annual Agency Profile - Downeast Community Partners, Inc. (NTD ID 11161)

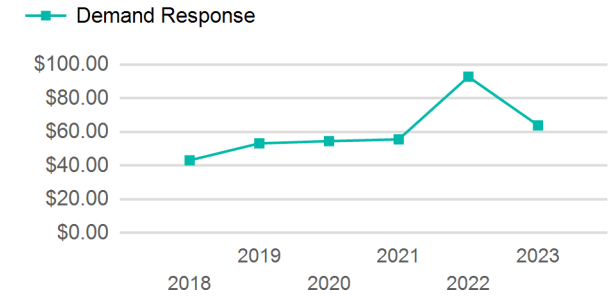
Mailing Address: 248 BUCKSPORT RD
ELLSWORTH, ME

Website: <https://www.downeastcommunitypartners.org/services/transportation/info.php/Transportation-Assistance-2/>

Service Consumed

Annual Unlinked Trips (UPT) 30,809

Operating Expenses per Vehicle Revenue Mile



Assets

Revenue Vehicles 25
Service Vehicles
Facilities

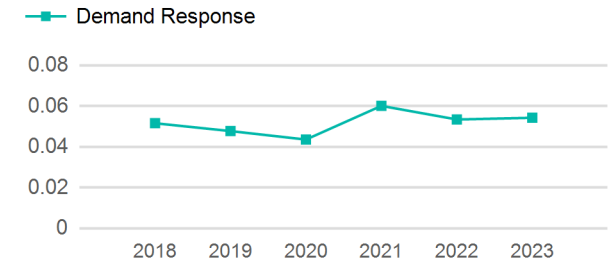
Service Supplied

Annual Vehicle Revenue Miles (VRM) 567,797
Annual Vehicle Revenue Hours (VRH) 23,495
Vehicles Operated in Maximum Service (VOMS) 27

Modal Characteristics

Mode	Annual Unlinked Passenger Trips	Directly Operated VOMS	Purchased Transportation VOMS	Annual Vehicle Revenue Miles	Annual Vehicle Revenue Hours
Demand Response	30,809	27	0	567,797	23,495
Total	30,809	27	0	567,797	23,495

Unlinked Passenger Trip per Vehicle Revenue Mile



Mode	Service Efficiency		Service Effectiveness		
	OE per VRM	OE per VRH	UPT per VRM	UPT per VRH	OE per UPT
Demand Response	\$3.47	\$83.79	0.1	1.3	\$63.90
Total	\$3.47	\$83.79	0.1	1.3	\$63.90

2023 Annual Agency Profile - Downeast Community Partners, Inc. (NTD ID 11161)

2023 Funding Breakdown

Summary of Operating Expenses (OE)

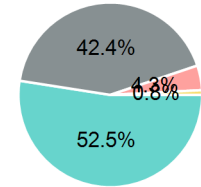
Mode	Operating Expenses	Fare Revenues
Demand Response	\$1,968,678	\$0
Total	\$1,968,678	\$0

Sources of Operating Funds Expended

Directly Generated	\$1,032,572
Federal Government	\$834,931
Local Government	\$85,127
State Government	\$16,048
Total Operating Funds Expended	\$1,968,678

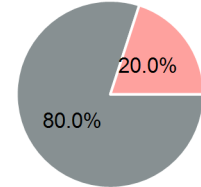
Operating Funding Sources

- Directly Generated
- Federal Government
- Local Government
- State Government



Capital Funding Sources

- Directly Generated
- Federal Government
- Local Government
- State Government



Sources of Capital Funds Expended

Directly Generated	\$0
Federal Government	\$12,000
Local Government	\$3,000
State Government	\$0
Total Capital Funds Expended	\$15,000

2023 Asset Management

Transit Asset Management (TAM) Tier	Tier II	TAM Sponsor NTD ID	1R03
--	---------	---------------------------	------

Metrics

Mode	Average Fleet Age in Years
Demand Response	5.3