

2023 Annual Agency Profile - Maine Department of Transportation (NTD ID 11235)

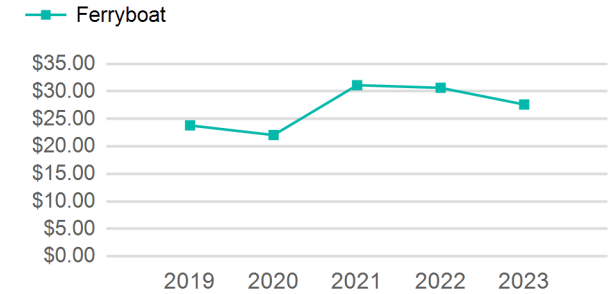
Mailing Address: 24 CHILD ST
AUGUSTA, ME

Website: <https://www.maine.gov/mdot/ferry/>

Service Consumed

Annual Unlinked Trips (UPT) 453,209

Operating Expenses per Vehicle Revenue Mile



Assets

Revenue Vehicles	7
Service Vehicles	6
Facilities	7

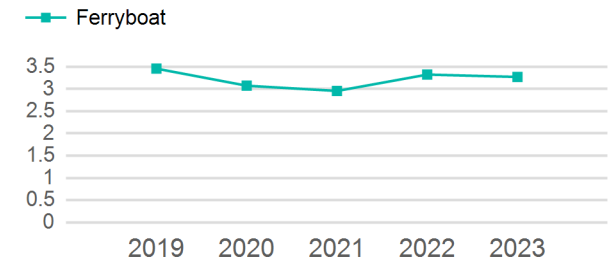
Service Supplied

Annual Vehicle Revenue Miles (VRM)	138,581
Annual Vehicle Revenue Hours (VRH)	13,235
Vehicles Operated in Maximum Service (VOMS)	7

Modal Characteristics

Mode	Annual Unlinked Passenger Trips	Directly Operated VOMS	Purchased Transportation VOMS	Annual Vehicle Revenue Miles	Annual Vehicle Revenue Hours
Ferryboat	453,209	7	0	138,581	13,235
Total	453,209	7	0	138,581	13,235

Unlinked Passenger Trip per Vehicle Revenue Mile



Mode	Service Efficiency		Service Effectiveness		
	OE per VRM	OE per VRH	UPT per VRM	UPT per VRH	OE per UPT
Ferryboat	\$90.31	\$945.63	3.3	34.2	\$27.62
Total	\$90.31	\$945.63	3.3	34.2	\$27.62

2023 Annual Agency Profile - Maine Department of Transportation (NTD ID 11235)

2023 Funding Breakdown

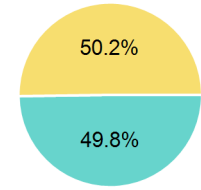
Summary of Operating Expenses (OE)

Mode	Operating Expenses	Fare Revenues
Ferryboat	\$12,515,463	\$0
Total	\$12,515,463	\$0

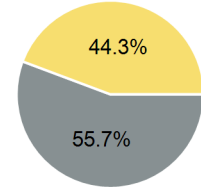
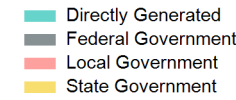
Sources of Operating Funds Expended

Directly Generated	\$6,230,223
Federal Government	\$0
Local Government	\$0
State Government	\$6,285,240
Total Operating Funds Expended	\$12,515,463

Operating Funding Sources



Capital Funding Sources



Sources of Capital Funds Expended

Directly Generated	\$0
Federal Government	\$4,287,309
Local Government	\$0
State Government	\$3,408,467
Total Capital Funds Expended	\$7,695,776

2023 Asset Management

Transit Asset Management (TAM) Tier	Tier II	TAM Sponsor NTD ID	1R03
--	---------	---------------------------	------

Metrics

Mode	Average Fleet Age in Years
Ferryboat	29.0