

# 2023 Annual Agency Profile - Chemung County (NTD ID 20005)

**Mailing Address:** 320 E MARKET ST  
ELMIRA, NY

**Website:** <https://ridectran.com/en/>

## Geographic Coverage

**Primary Urbanized/Rural Area** Elmira, NY  
**Service Area Population** 84,148  
**Service Area Sq. Miles** 411  
**Other Areas Served:**  
 Ithaca, NY, New York Non-UZA

## Assets

**Revenue Vehicles** 26  
**Service Vehicles** 2  
**Facilities** 2

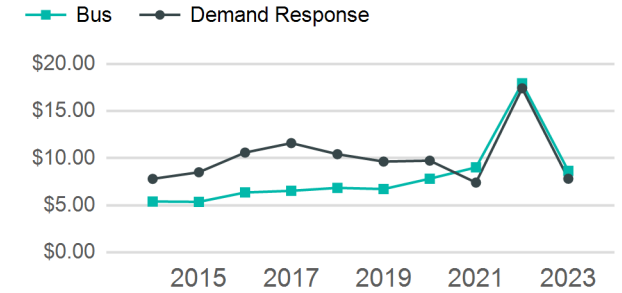
## Service Consumed

**Annual Unlinked Trips (UPT)** 387,913

## Service Supplied

**Annual Vehicle Revenue Miles (VRM)** 715,230  
**Annual Vehicle Revenue Hours (VRH)** 37,846  
**Vehicles Operated in Maximum Service (VOMS)** 24

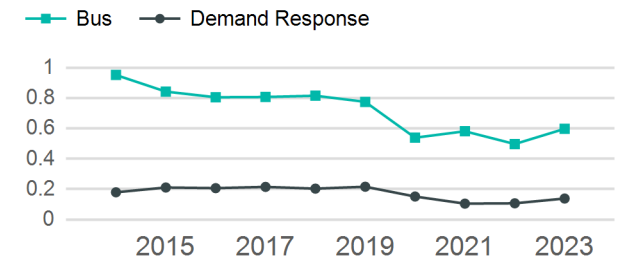
## Operating Expenses per Vehicle Revenue Mile



## Modal Characteristics

Mode	Annual Unlinked Passenger Trips	Directly Operated VOMS	Purchased Transportation VOMS	Annual Vehicle Revenue Miles	Annual Vehicle Revenue Hours
Bus	375,988	0	19	629,164	33,203
Demand Response	11,925	0	5	86,066	4,643
<b>Total</b>	<b>387,913</b>	<b>0</b>	<b>24</b>	<b>715,230</b>	<b>37,846</b>

## Unlinked Passenger Trip per Vehicle Revenue Mile



## Metrics

### Service Efficiency

### Service Effectiveness

Mode	OE per VRM	OE per VRH	UPT per VRM	UPT per VRH	OE per UPT
Bus	\$8.66	\$164.01	0.6	11.3	\$14.48
Demand Response	\$7.82	\$144.96	0.1	2.6	\$56.44
<b>Total</b>	<b>\$8.55</b>	<b>\$161.67</b>	<b>0.5</b>	<b>10.2</b>	<b>\$15.77</b>

# 2023 Annual Agency Profile - Chemung County (NTD ID 20005)

## 2023 Funding Breakdown

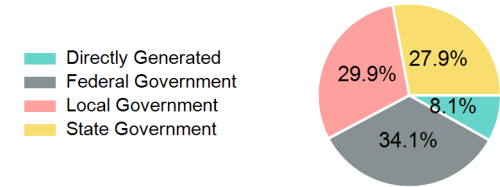
### Summary of Operating Expenses (OE)

Mode	Operating Expenses	Fare Revenues
Bus	\$5,445,565	\$0
Demand Response	\$673,047	\$0
<b>Total</b>	<b>\$6,118,612</b>	<b>\$0</b>

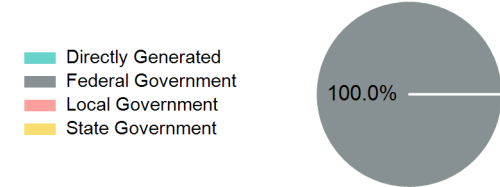
### Sources of Operating Funds Expended

Directly Generated	\$496,988
Federal Government	\$2,086,084
Local Government	\$1,828,503
State Government	\$1,707,037
<b>Total Operating Funds Expended</b>	<b>\$6,118,612</b>

### Operating Funding Sources



### Capital Funding Sources



### Sources of Capital Funds Expended

Directly Generated	\$0
Federal Government	\$46,575
Local Government	\$0
State Government	\$0
<b>Total Capital Funds Expended</b>	<b>\$46,575</b>

## 2023 Asset Management

<b>Transit Asset Management (TAM) Tier</b>	Tier II	<b>TAM Sponsor NTD ID</b>	2R02
--	---------	---------------------------	------

### Metrics

Mode	Average Fleet Age in Years
Bus	9.0
Demand Response	5.0