

2023 Annual Agency Profile - Town of Clarkstown (NTD ID 20085)

Mailing Address: 10 MAPLE AVE
NEW CITY, NY

Website: https://town.clarkstown.ny.us/town_hall/mini_trans

Geographic Coverage

Primary Urbanized/Rural Area New York--Jersey City--Newark, NY--NJ
Service Area Population 300,173
Service Area Sq. Miles 179
Other Areas Served:

Service Consumed

Annual Unlinked Trips (UPT) 63,960

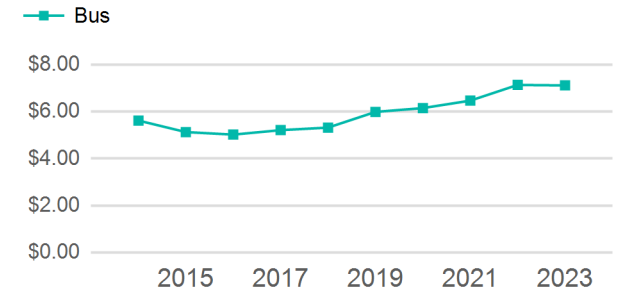
Assets

Revenue Vehicles 7
Service Vehicles
Facilities

Service Supplied

Annual Vehicle Revenue Miles (VRM) 205,025
Annual Vehicle Revenue Hours (VRH) 11,236
Vehicles Operated in Maximum Service (VOMS) 7

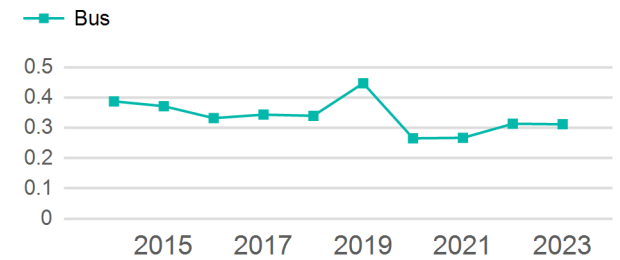
Operating Expenses per Vehicle Revenue Mile



Modal Characteristics

Mode	Annual Unlinked Passenger Trips	Directly Operated VOMS	Purchased Transportation VOMS	Annual Vehicle Revenue Miles	Annual Vehicle Revenue Hours
Bus	63,960	7	0	205,025	11,236
Total	63,960	7	0	205,025	11,236

Unlinked Passenger Trip per Vehicle Revenue Mile



Metrics

Service Efficiency

Service Effectiveness

Mode	OE per VRM	OE per VRH	UPT per VRM	UPT per VRH	OE per UPT
Bus	\$7.11	\$129.77	0.3	5.7	\$22.80
Total	\$7.11	\$129.77	0.3	5.7	\$22.80

2023 Annual Agency Profile - Town of Clarkstown (NTD ID 20085)

2023 Funding Breakdown

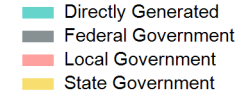
Summary of Operating Expenses (OE)

Mode	Operating Expenses	Fare Revenues
Bus	\$1,458,131	\$0
Total	\$1,458,131	\$0

Sources of Operating Funds Expended

Directly Generated	\$29,106
Federal Government	\$0
Local Government	\$854,848
State Government	\$574,177
Total Operating Funds Expended	\$1,458,131

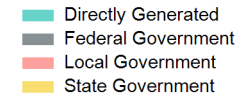
Operating Funding Sources



Capital Funding Sources

Sources of Capital Funds Expended

Directly Generated	\$0
Federal Government	\$0
Local Government	\$0
State Government	\$0
Total Capital Funds Expended	\$0



2023 Asset Management

Transit Asset Management (TAM) Tier	Tier II	TAM Sponsor NTD ID	2R02
--	---------	---------------------------	------

Metrics

Mode	Average Fleet Age in Years
Bus	13.3