

2023 Annual Agency Profile - City of Glens Falls (NTD ID 20120)

Mailing Address: 495 QUEENSBURY AVE
QUEENSBURY, NY

Website: <http://www.gftransit.org>

Geographic Coverage

Primary Urbanized/Rural Area Glens Falls, NY
Service Area Population 61,090
Service Area Sq. Miles 57
Other Areas Served:
 New York Non-UZA

Assets

Revenue Vehicles 0
Service Vehicles 0
Facilities 1

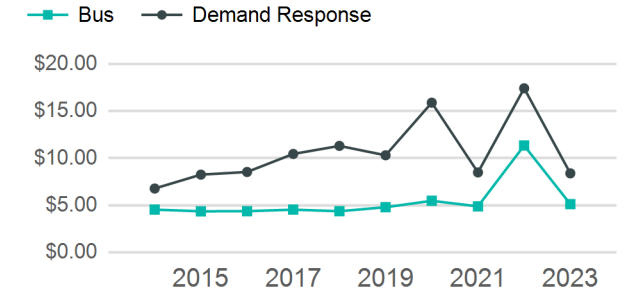
Service Consumed

Annual Unlinked Trips (UPT) 216,309

Service Supplied

Annual Vehicle Revenue Miles (VRM) 328,226
Annual Vehicle Revenue Hours (VRH) 18,992
Vehicles Operated in Maximum Service (VOMS) 6

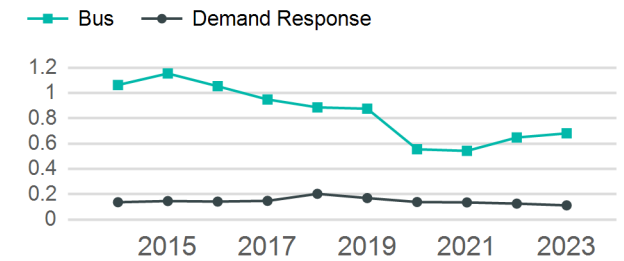
Operating Expenses per Vehicle Revenue Mile



Modal Characteristics

Mode	Annual Unlinked Passenger Trips	Directly Operated VOMS	Purchased Transportation VOMS	Annual Vehicle Revenue Miles	Annual Vehicle Revenue Hours
Bus	214,869	5	0	315,410	17,534
Demand Response	1,440	1	0	12,816	1,458
Total	216,309	6	0	328,226	18,992

Unlinked Passenger Trip per Vehicle Revenue Mile



Metrics

Service Efficiency

Service Effectiveness

Mode	OE per VRM	OE per VRH	UPT per VRM	UPT per VRH	OE per UPT
Bus	\$5.13	\$92.22	0.7	12.3	\$7.53
Demand Response	\$8.39	\$73.76	0.1	1.0	\$74.68
Total	\$5.25	\$90.81	0.7	11.4	\$7.97

2023 Annual Agency Profile - City of Glens Falls (NTD ID 20120)

2023 Funding Breakdown

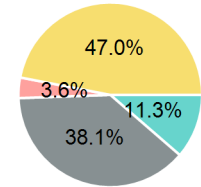
Summary of Operating Expenses (OE)

Mode	Operating Expenses	Fare Revenues
Bus	\$1,617,037	\$0
Demand Response	\$107,537	\$0
Total	\$1,724,574	\$0

Sources of Operating Funds Expended

Directly Generated	\$195,123
Federal Government	\$657,402
Local Government	\$62,000
State Government	\$810,049
Total Operating Funds Expended	\$1,724,574

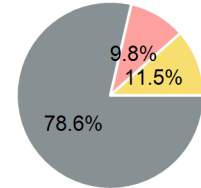
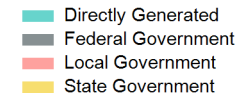
Operating Funding Sources



Sources of Capital Funds Expended

Directly Generated	\$0
Federal Government	\$817,395
Local Government	\$102,174
State Government	\$120,075
Total Capital Funds Expended	\$1,039,644

Capital Funding Sources



2023 Asset Management

Transit Asset Management (TAM) Tier Tier II

TAM Sponsor NTD ID

Metrics

Mode	Average Fleet Age in Years
Bus	0.0
Demand Response	0.0