

2023 Annual Agency Profile - Kaser Bus Service (NTD ID 20176)

Mailing Address: 15 Elyon Road
Monsey, NY

Website:

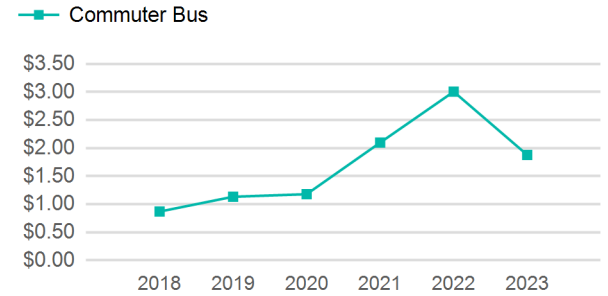
Geographic Coverage

Primary Urbanized/Rural Area New York--Jersey City--Newark, NY--NJ
Service Area Population 4,724
Service Area Sq. Miles 75
Other Areas Served:

Service Consumed

Annual Unlinked Trips (UPT) 35,059

Operating Expenses per Vehicle Revenue Mile



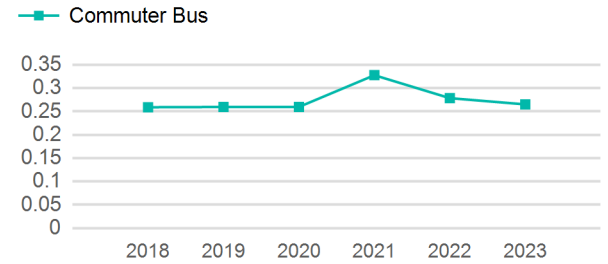
Assets

Revenue Vehicles 4
Service Vehicles
Facilities

Service Supplied

Annual Vehicle Revenue Miles (VRM) 132,262
Annual Vehicle Revenue Hours (VRH) 3,762
Vehicles Operated in Maximum Service (VOMS) 2

Unlinked Passenger Trip per Vehicle Revenue Mile



Modal Characteristics

Mode	Annual Unlinked Passenger Trips	Directly Operated VOMS	Purchased Transportation VOMS	Annual Vehicle Revenue Miles	Annual Vehicle Revenue Hours
Commuter Bus	35,059	0	2	132,262	3,762
Total	35,059	0	2	132,262	3,762

Metrics

Service Efficiency

Service Effectiveness

Mode	OE per VRM	OE per VRH	UPT per VRM	UPT per VRH	OE per UPT
Commuter Bus	\$1.88	\$66.01	0.3	9.3	\$7.08
Total	\$1.88	\$66.01	0.3	9.3	\$7.08

2023 Annual Agency Profile - Kaser Bus Service (NTD ID 20176)

2023 Funding Breakdown

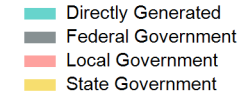
Summary of Operating Expenses (OE)

Mode	Operating Expenses	Fare Revenues
Commuter Bus	\$248,325	\$0
Total	\$248,325	\$0

Sources of Operating Funds Expended

Directly Generated	\$416,101
Federal Government	\$0
Local Government	\$0
State Government	\$258,374
Total Operating Funds Expended	\$674,475

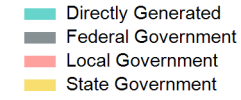
Operating Funding Sources



Capital Funding Sources

Sources of Capital Funds Expended

Directly Generated	\$0
Federal Government	\$0
Local Government	\$0
State Government	\$0
Total Capital Funds Expended	\$0



2023 Asset Management

Transit Asset Management (TAM) Tier Tier II

TAM Sponsor NTD ID

Metrics

Mode	Average Fleet Age in Years
Commuter Bus	8.3