

# 2023 Annual Agency Profile - Leprechaun Lines, Inc. (NTD ID 20179)

**Mailing Address:** 100 LEPRECHAUN LN  
NEW WINDSOR, NY

**Website:** <https://leprechaunlines.com/white-plains-bus-service/>

## Geographic Coverage

**Primary Urbanized/Rural Area** Poughkeepsie--Newburgh, NY  
**Service Area Population** 249,175  
**Service Area Sq. Miles** 132  
**Other Areas Served:**  
 New York--Jersey City--Newark, NY--NJ

## Assets

**Revenue Vehicles** 8  
**Service Vehicles** 1  
**Facilities** 1

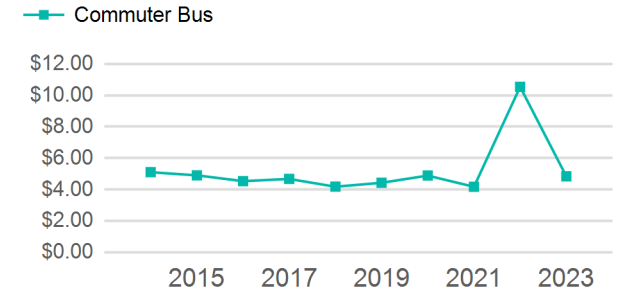
## Service Consumed

**Annual Unlinked Trips (UPT)** 17,715

## Service Supplied

**Annual Vehicle Revenue Miles (VRM)** 364,149  
**Annual Vehicle Revenue Hours (VRH)** 14,899  
**Vehicles Operated in Maximum Service (VOMS)** 8

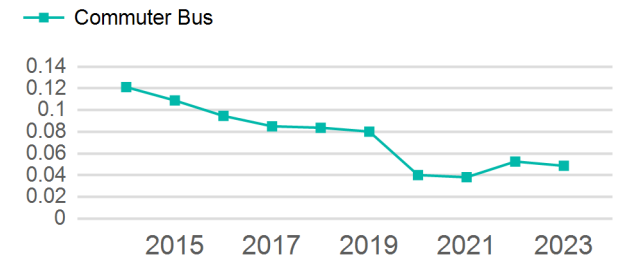
## Operating Expenses per Vehicle Revenue Mile



## Modal Characteristics

Mode	Annual Unlinked Passenger Trips	Directly Operated VOMS	Purchased Transportation VOMS	Annual Vehicle Revenue Miles	Annual Vehicle Revenue Hours
Commuter Bus	17,715	8	0	364,149	14,899
<b>Total</b>	<b>17,715</b>	<b>8</b>	<b>0</b>	<b>364,149</b>	<b>14,899</b>

## Unlinked Passenger Trip per Vehicle Revenue Mile



Mode	Service Efficiency		Service Effectiveness		
	OE per VRM	OE per VRH	UPT per VRM	UPT per VRH	OE per UPT
Commuter Bus	\$4.85	\$118.43	0.0	1.2	\$99.60
<b>Total</b>	<b>\$4.85</b>	<b>\$118.43</b>	<b>0.0</b>	<b>1.2</b>	<b>\$99.60</b>

# 2023 Annual Agency Profile - Leprechaun Lines, Inc. (NTD ID 20179)

## 2023 Funding Breakdown

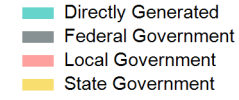
### Summary of Operating Expenses (OE)

Mode	Operating Expenses	Fare Revenues
Commuter Bus	\$1,764,418	\$0
<b>Total</b>	<b>\$1,764,418</b>	<b>\$0</b>

### Sources of Operating Funds Expended

Directly Generated	\$2,022,548
Federal Government	\$0
Local Government	\$0
State Government	\$0
<b>Total Operating Funds Expended</b>	<b>\$2,022,548</b>

### Operating Funding Sources



### Capital Funding Sources

### Sources of Capital Funds Expended

Directly Generated	\$0
Federal Government	\$0
Local Government	\$0
State Government	\$0
<b>Total Capital Funds Expended</b>	<b>\$0</b>



## 2023 Asset Management

Transit Asset Management (TAM) Tier Tier II

TAM Sponsor NTD ID

### Metrics

Mode	Average Fleet Age in Years
Commuter Bus	11.0